

Mexico City

SMART CITY RANKING

108

Out of 118



90 in 2020

SMART CITY RATING

C

CC in 2020

FACTOR RATINGS

C

STRUCTURES

CC

TECHNOLOGIES

GROUP

3

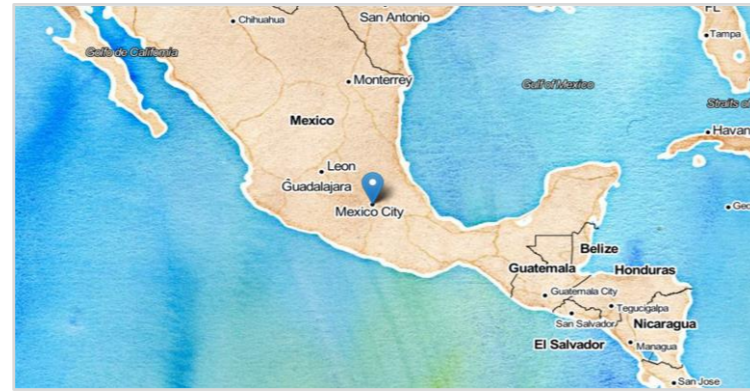
All ratings range from AAA to D

BACKGROUND INFORMATION

City

Population
21,780,000

(UN World Urbanization Prospects)



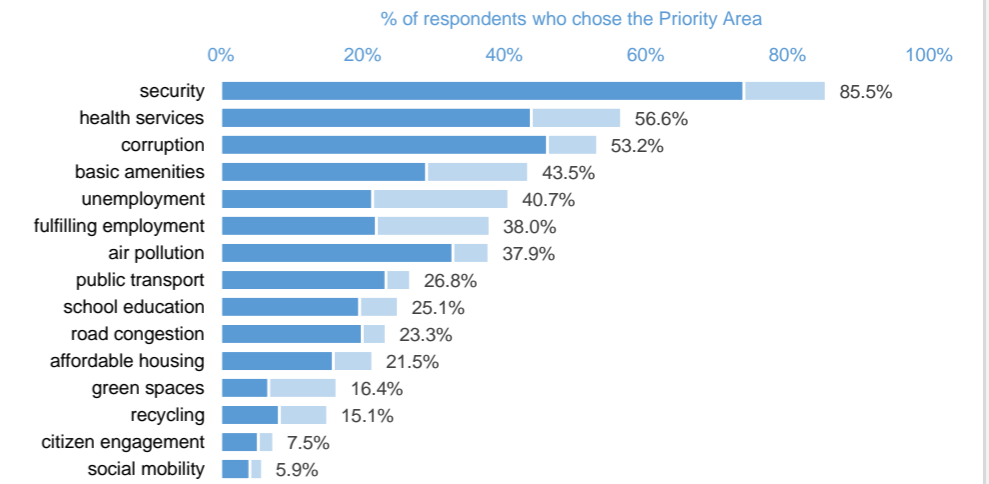
Map tiles by Stamen Design CC BY 3.0 Map Data © OpenStreetMap

Country	2016	2017	2018	2019	1 yr change
HDI	0.764	0.765	0.767	0.779	+0.012
Life expectancy at Birth	74.9	74.9	75.0	75.1	+0.1
Expected years of schooling	14.1	14.1	14.3	14.8	+0.5
Mean years of schooling	8.6	8.6	8.6	8.8	+0.2
GNI per capita (PPP \$)	17,344	17,533	17,628	19,160	+1,532

PRIORITY AREAS

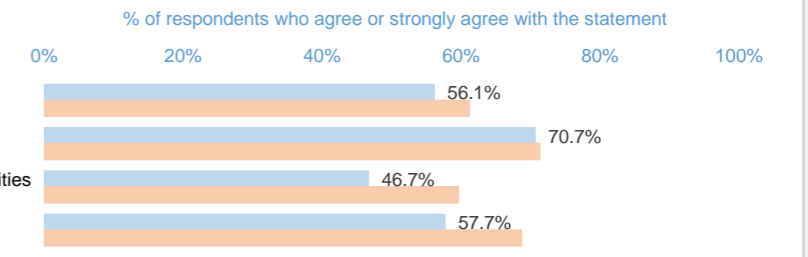
From a list of 15 indicators, survey respondents were asked to select 5 that they perceived as the most urgent for their city. This is the total bar. The higher the percentage of responses per area, the greater the priority for the city.

The left hand section of each bar shows the Alignment - the proportion of those respondents who also answered the corresponding survey questions low. A strong Alignment implies that these areas also demand priority attention.



ATTITUDES

You are willing to concede personal data in order to improve traffic congestion
 You are comfortable with face recognition technologies to lower crime
 You feel the availability of online information has increased your trust in authorities
 The proportion of your day-to-day payment transactions that are non-cash (% of transactions)



LEGEND: GROUP MEAN CITY

STRUCTURES

Health & Safety

Basic sanitation meets the needs of the poorest areas
 Recycling services are satisfactory
 Public safety is not a problem
 Air pollution is not a problem
 Medical services provision is satisfactory
 Finding housing with rent equal to 30% or less of a monthly salary is not a problem

Mobility

Traffic congestion is not a problem
 Public transport is satisfactory

Activities

Green spaces are satisfactory
 Cultural activities (shows, bars, and museums) are satisfactory

Opportunities (Work & School)

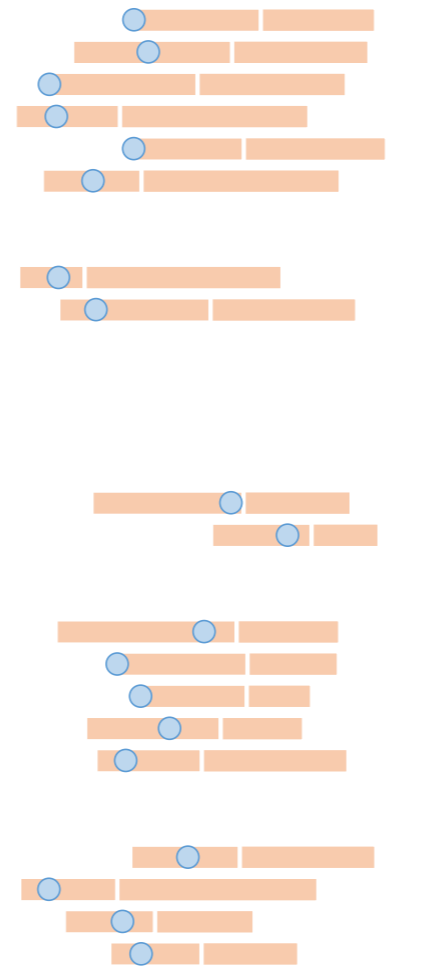
Employment finding services are readily available
 Most children have access to a good school
 Lifelong learning opportunities are provided by local institutions
 Businesses are creating new jobs
 Minorities feel welcome

Governance

Information on local government decisions are easily accessible
 Corruption of city officials is not an issue of concern
 Residents contribute to decision making of local government
 Residents provide feedback on local government projects

LEGEND: MIN CITY MEAN GROUP MAX

Score 0 20 40 60 80 100



TECHNOLOGIES

Health & Safety

Online reporting of city maintenance problems provides a speedy solution
 A website or App allows residents to easily give away unwanted items
 Free public wifi has improved access to city services
 CCTV cameras has made residents feel safer
 A website or App allows residents to effectively monitor air pollution
 Arranging medical appointments online has improved access

Mobility

Car-sharing Apps have reduced congestion
 Apps that direct you to an available parking space have reduced journey time
 Bicycle hiring has reduced congestion
 Online scheduling and ticket sales has made public transport easier to use
 The city provides information on traffic congestion through mobile phones

Activities

Online purchasing of tickets to shows and museums has made it easier to attend

Opportunities (Work & School)

Online access to job listings has made it easier to find work
 IT skills are taught well in schools
 Online services provided by the city has made it easier to start a new business
 The current internet speed and reliability meet connectivity needs

Governance

Online public access to city finances has reduced corruption
 Online voting has increased participation
 An online platform where residents can propose ideas has improved city life
 Processing Identification Documents online has reduced waiting times

Score 0 20 40 60 80 100

