

# Dublin

## SMART CITY RANKING

48

Out of 118



34 in 2020

## SMART CITY RATING

BB

BBB in 2020

## FACTOR RATINGS

BB

STRUCTURES

BBB

TECHNOLOGIES

## GROUP

1

All ratings range from AAA to D

### BACKGROUND INFORMATION

#### City

Population  
1,230,000

(UN World Urbanization Prospects)



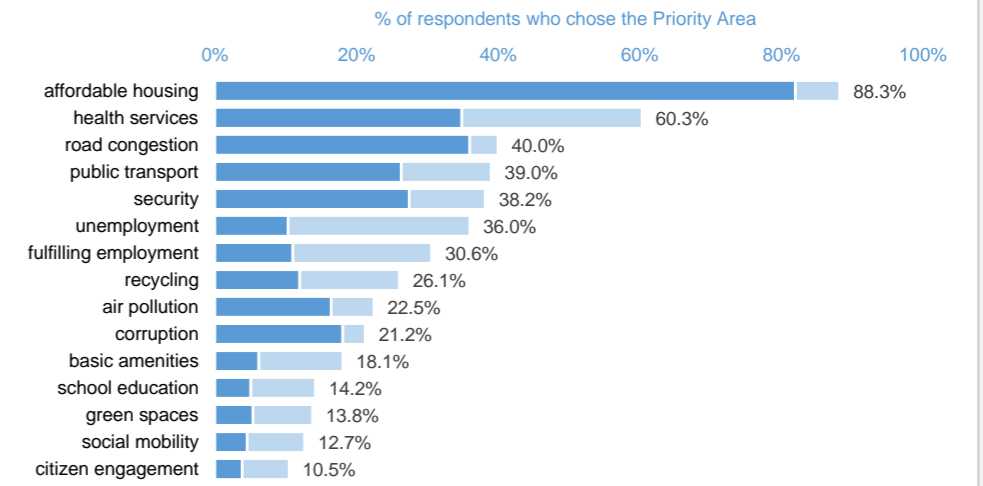
Map tiles by Stamen Design CC BY 3.0 Map Data © OpenStreetMap

Country	2016	2017	2018	2019	1 yr change
HDI	0.936	0.939	0.942	0.955	+0.013
Life expectancy at Birth	81.6	81.9	82.1	82.3	+0.2
Expected years of schooling	18.8	18.8	18.8	18.7	-0.1
Mean years of schooling	12.5	12.5	12.5	12.7	+0.2
GNI per capita (PPP \$)	50,911	52,799	55,660	68,371	+12,711

### PRIORITY AREAS

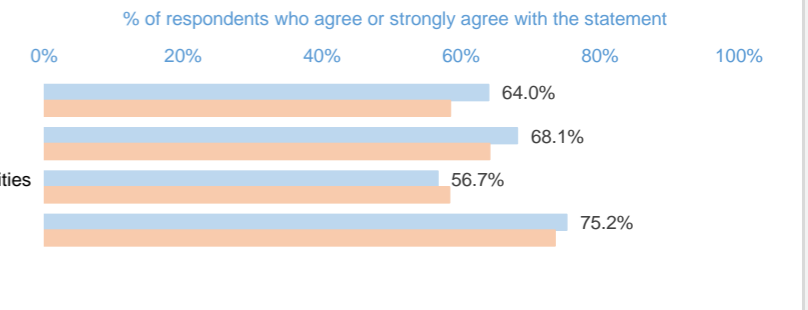
From a list of 15 indicators, survey respondents were asked to select 5 that they perceived as the most urgent for their city. This is the total bar. The higher the percentage of responses per area, the greater the priority for the city.

The left hand section of each bar shows the Alignment - the proportion of those respondents who also answered the corresponding survey questions low. A strong Alignment implies that these areas also demand priority attention.



### ATTITUDES

You are willing to concede personal data in order to improve traffic congestion  
 You are comfortable with face recognition technologies to lower crime  
 You feel the availability of online information has increased your trust in authorities  
 The proportion of your day-to-day payment transactions that are non-cash (% of transactions)



LEGEND: GROUP MEAN CITY

### STRUCTURES

#### Health & Safety

Basic sanitation meets the needs of the poorest areas  
 Recycling services are satisfactory  
 Public safety is not a problem  
 Air pollution is not a problem  
 Medical services provision is satisfactory  
 Finding housing with rent equal to 30% or less of a monthly salary is not a problem

#### Mobility

Traffic congestion is not a problem  
 Public transport is satisfactory

#### Activities

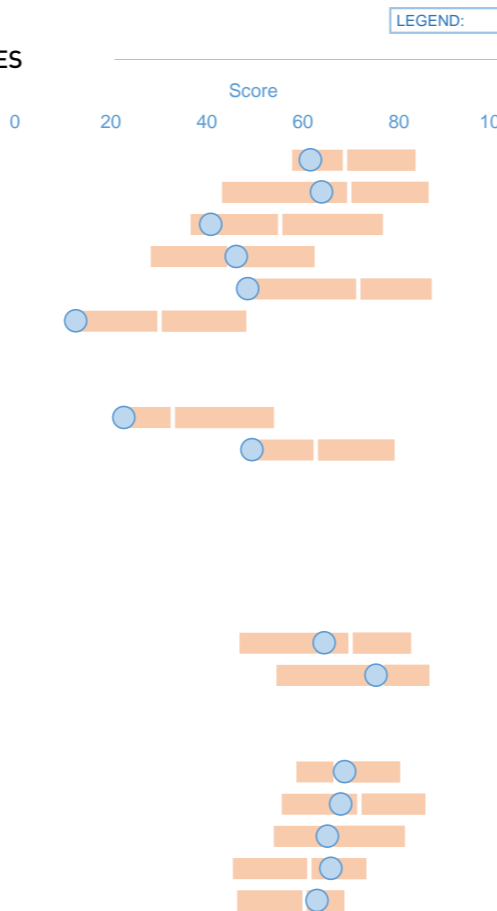
Green spaces are satisfactory  
 Cultural activities (shows, bars, and museums) are satisfactory

#### Opportunities (Work & School)

Employment finding services are readily available  
 Most children have access to a good school  
 Lifelong learning opportunities are provided by local institutions  
 Businesses are creating new jobs  
 Minorities feel welcome

#### Governance

Information on local government decisions are easily accessible  
 Corruption of city officials is not an issue of concern  
 Residents contribute to decision making of local government  
 Residents provide feedback on local government projects



### TECHNOLOGIES

#### Health & Safety

Online reporting of city maintenance problems provides a speedy solution  
 A website or App allows residents to easily give away unwanted items  
 Free public wifi has improved access to city services  
 CCTV cameras has made residents feel safer  
 A website or App allows residents to effectively monitor air pollution  
 Arranging medical appointments online has improved access

#### Mobility

Car-sharing Apps have reduced congestion  
 Apps that direct you to an available parking space have reduced journey time  
 Bicycle hiring has reduced congestion  
 Online scheduling and ticket sales has made public transport easier to use  
 The city provides information on traffic congestion through mobile phones

#### Activities

Online purchasing of tickets to shows and museums has made it easier to attend

#### Opportunities (Work & School)

Online access to job listings has made it easier to find work  
 IT skills are taught well in schools  
 Online services provided by the city has made it easier to start a new business  
 The current internet speed and reliability meet connectivity needs

#### Governance

Online public access to city finances has reduced corruption  
 Online voting has increased participation  
 An online platform where residents can propose ideas has improved city life  
 Processing Identification Documents online has reduced waiting times

