



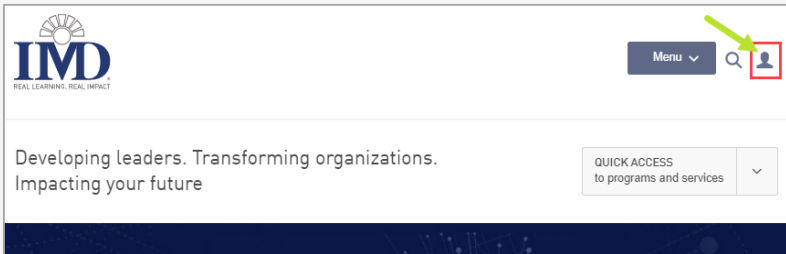
Create a *MyIMD* account

Walkthrough



1

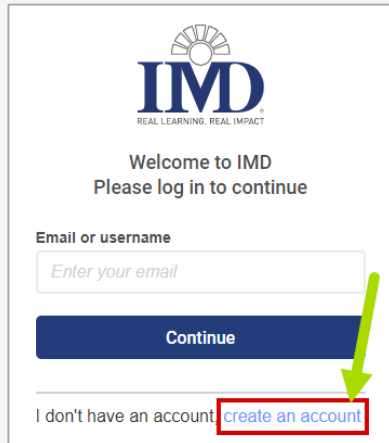
Click on the profile icon



The screenshot shows the top navigation bar of the IMD website. On the left is the IMD logo with the tagline "REAL LEARNING. REAL IMPACT". In the center is the text "Developing leaders. Transforming organizations. Impacting your future". On the right, there is a "Menu" button with a dropdown arrow, a search icon, and a profile icon. A red square highlights the profile icon, and a green arrow points to it from the right. Below the navigation bar is a "QUICK ACCESS to programs and services" section with a dropdown arrow. The entire screenshot is framed by two grey triangles pointing towards each other.

2

Click **create an account**



The screenshot shows the IMD login interface. At the top is the IMD logo with the tagline 'REAL LEARNING. REAL IMPACT'. Below the logo, the text reads 'Welcome to IMD' and 'Please log in to continue'. There is an input field for 'Email or username' with the placeholder text 'Enter your email'. Below the input field is a dark blue 'Continue' button. At the bottom of the form, there is a link that says 'I don't have an account' followed by a blue link 'create an account' which is highlighted with a red rectangular box. A green arrow points from the 'Continue' button down to the 'create an account' link. The entire form is centered on a light gray background with left and right navigation arrows.

IMD
REAL LEARNING. REAL IMPACT

Welcome to IMD
Please log in to continue

Email or username

Enter your email

Continue

I don't have an account [create an account](#)

3

Once you provided all your contact details, click on the **Create my account** button



Create your personal account to access
IMD Services or apply for a program

Title *Optional*

Mr.

First name

Last name

Email

Password

..... Show

Your password must contain:

- ✓ At least 8 characters
- ✓ Both uppercase and lowercase letters
- ✓ At least 1 number and/or special character

I agree with [IMD Privacy Notice](#),
[Cookie Policy](#)

4

Check your mailbox for the **email** you have received to activate your account

**You may need to check your spam folder*



Thank you **Firstname**

We have sent an email to
Firstname.Lastname@youremail.com.
Please click on the link in the email to
activate your account.

Tip: Check your spam folder.

[I have not received an email from IMD yet](#)

[Support](#) | [Privacy Notice](#)

**Open your mail and
check it**


5

Click on the **Confirm my email** button



6

Wait a few seconds to have your account created.
Click **Log in** to authenticate



Need help?



For any question or issue you may have,
please contact the **IT Helpdesk**

- call us: +41 21 618 0789
- open a ticket: <https://support.imd.org>
- get online support: <https://help.imd.org>
- send an email: ITHelpdesk@imd.org

Opening hours (CET)
Mon-Fri: 8:00 – 18:00