

Bucharest

SMART CITY RANKING

87

Out of 109



85 in 2019

SMART CITY RATING

CC

CC in 2019

FACTOR RATINGS

CC

STRUCTURES

CCC

TECHNOLOGIES

GROUP

3

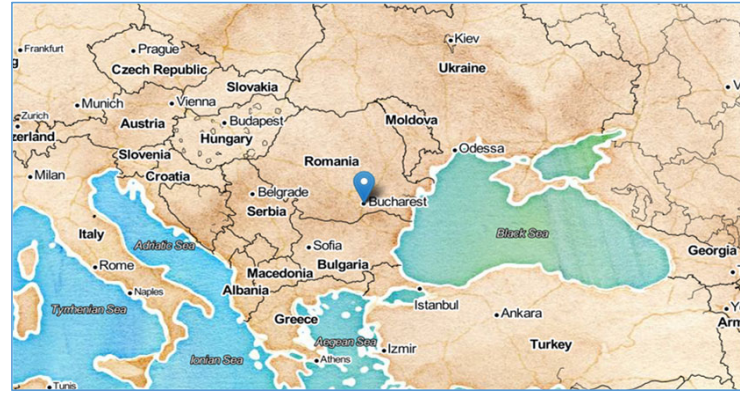
All ratings range from AAA to D

BACKGROUND INFORMATION

City

Population
1,868,000

(UN World Cities Report)



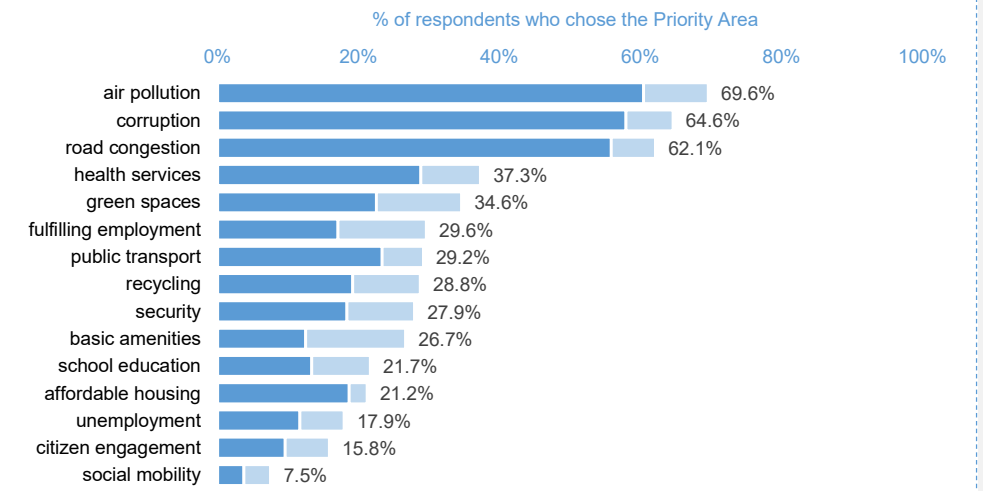
Map tiles by Stamen Design CC BY 3.0 Map Data © OpenStreetMap

Country	2015	2016	2017	2018	1 yr change
HDI	0.806	0.808	0.813	0.816	+0.003
Life expectancy at Birth	75.5	75.6	75.8	75.9	+0.1
Expected years of schooling	14.5	14.3	14.3	14.3	+0.0
Mean years of schooling	10.9	11.0	11.0	11.0	+0.0
GNI per capita (PPP \$)	20,157	21,173	22,828	23,906	+1,078.0

PRIORITY AREAS

From a list of 15 indicators, survey respondents were asked to select 5 that they perceived as the most urgent for their city. This is the total bar. The higher the percentage of responses per area, the greater the priority for the city.

The left hand section of each bar shows the Alignment - the proportion of those respondents who also answered the corresponding survey questions low. A strong Alignment implies that these areas also demand priority attention.



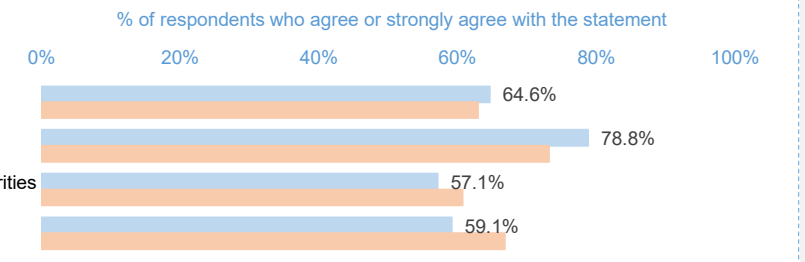
ATTITUDES

You are willing to concede personal data in order to improve traffic congestion

You are comfortable with face recognition technologies to lower crime

You feel the availability of online information has increased your trust in authorities

The proportion of your day-to-day payment transactions that are non-cash (% of transactions)



LEGEND: GROUP MEAN CITY

STRUCTURES

Health & Safety

Basic sanitation meets the needs of the poorest areas

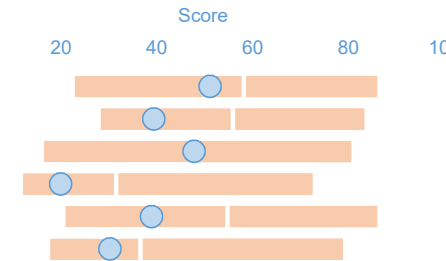
Recycling services are satisfactory

Public safety is not a problem

Air pollution is not a problem

Medical services provision is satisfactory

Finding housing with rent equal to 30% or less of a monthly salary is not a problem



Mobility

Traffic congestion is not a problem

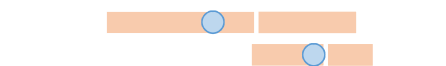
Public transport is satisfactory



Activities

Green spaces are satisfactory

Cultural activities (shows, bars, and museums) are satisfactory



Opportunities (Work & School)

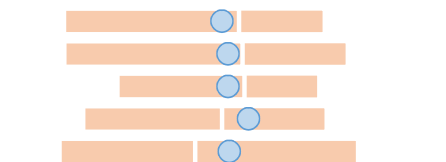
Employment finding services are readily available

Most children have access to a good school

Lifelong learning opportunities are provided by local institutions

Businesses are creating new jobs

Minorities feel welcome



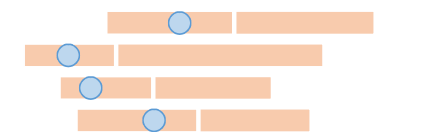
Governance

Information on local government decisions are easily accessible

Corruption of city officials is not an issue of concern

Residents contribute to decision making of local government

Residents provide feedback on local government projects



TECHNOLOGIES

Health & Safety

Online reporting of city maintenance problems provides a speedy solution

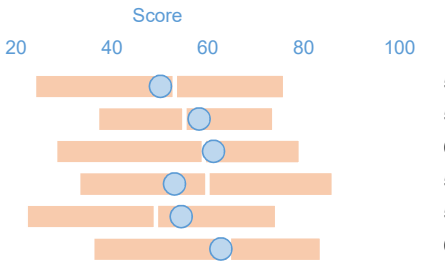
A website or App allows residents to easily give away unwanted items

Free public wifi has improved access to city services

CCTV cameras has made residents feel safer

A website or App allows residents to effectively monitor air pollution

Arranging medical appointments online has improved access



Mobility

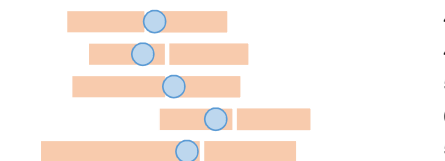
Car-sharing Apps have reduced congestion

Apps that direct you to an available parking space have reduced journey time

Bicycle hiring has reduced congestion

Online scheduling and ticket sales has made public transport easier to use

The city provides information on traffic congestion through mobile phones



Activities

Online purchasing of tickets to shows and museums has made it easier to attend



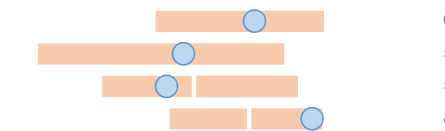
Opportunities (Work & School)

Online access to job listings has made it easier to find work

IT skills are taught well in schools

Online services provided by the city has made it easier to start a new business

The current internet speed and reliability meet connectivity needs



Governance

Online public access to city finances has reduced corruption

Online voting has increased participation

An online platform where residents can propose ideas has improved city life

Processing Identification Documents online has reduced waiting times

