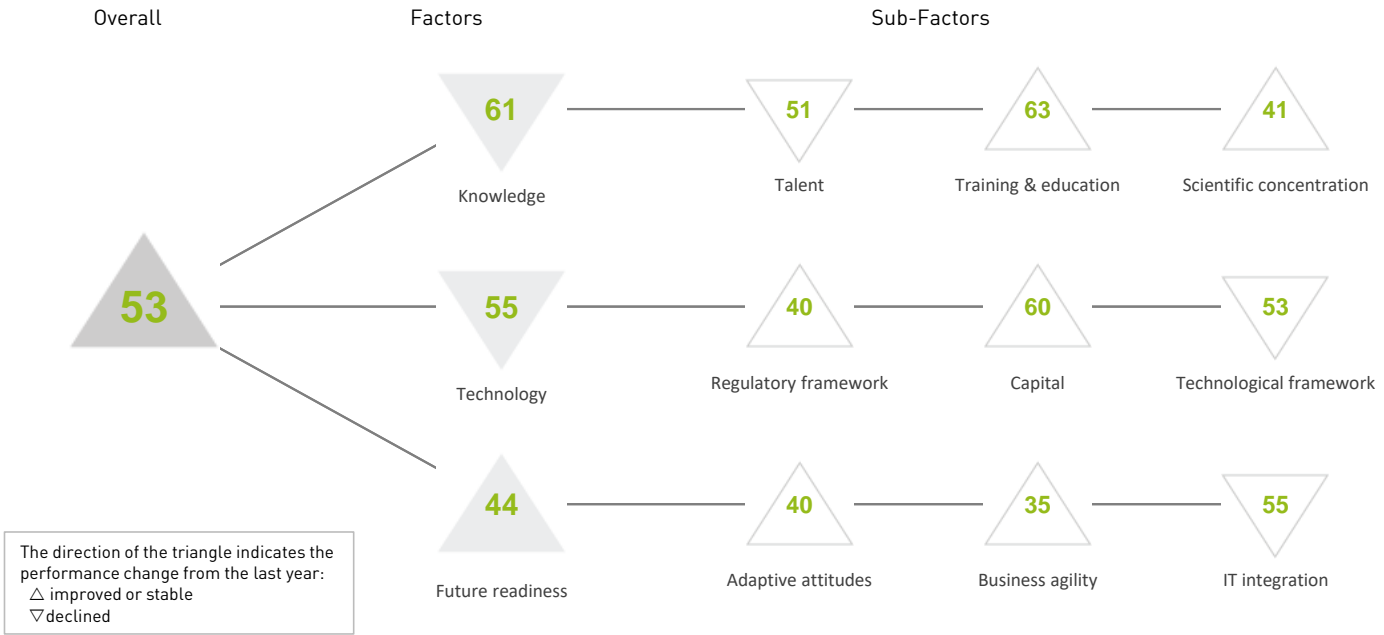


TURKEY

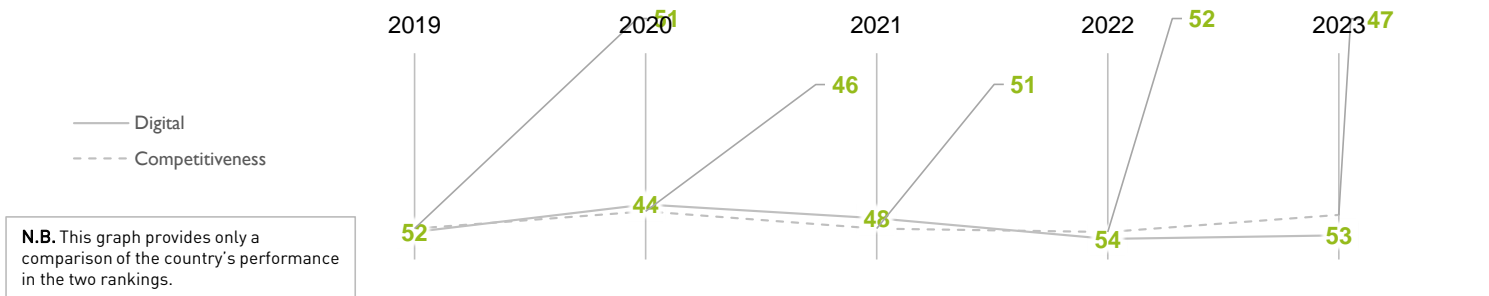
OVERALL PERFORMANCE (64 countries)



OVERALL & FACTORS - 5 years

	2019	2020	2021	2022	2023
OVERALL	52	44	48	54	53
Knowledge	60	56	57	59	61
Technology	48	42	52	54	55
Future readiness	41	34	41	44	44

COMPETITIVENESS & DIGITAL RANKINGS

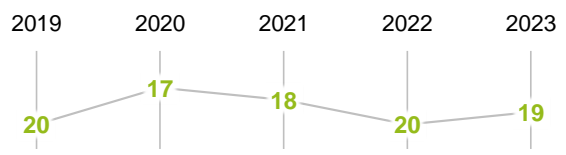


PEER GROUPS RANKINGS

EUROPE - MIDDLE EAST - AFRICA (41 countries)



POPULATIONS > 20 MILLION (27 countries)



TURKEY

► Overall Top Strengths

▷ Overall Top Weaknesses

KNOWLEDGE

Sub-Factors	2019	2020	2021	2022	2023
Talent	52	38	49	47	51
Training & education	63	62	63	63	63
Scientific concentration	43	45	41	41	41

Talent	Rank	Training & education	Rank	Scientific concentration	Rank
Educational assessment PISA - Math	38	Employee training	48	Total expenditure on R&D (%)	36
International experience	52	Total public expenditure on education	35	Total R&D personnel per capita	41
Foreign highly skilled personnel	51	Higher education achievement	41	Female researchers	31
Management of cities	52	▷ Pupil-teacher ratio (tertiary education)	59	▶ R&D productivity by publication	09
Digital/Technological skills	47	▷ Graduates in Sciences	59	Scientific and technical employment	43
Net flow of international students	25	Women with degrees	49	High-tech patent grants	50
				Robots in Education and R&D	28

TECHNOLOGY

Sub-Factors	2019	2020	2021	2022	2023
Regulatory framework	38	34	41	44	40
Capital	56	51	60	60	60
Technological framework	50	51	48	52	53

Regulatory framework	Rank	Capital	Rank	Technological framework	Rank
Starting a business	35	IT & media stock market capitalization	42	Communications technology	56
Enforcing contracts	20	Funding for technological development	52	▶ Mobile broadband subscribers	20
Immigration laws	32	Banking and financial services	51	Wireless broadband	56
Development & application of tech.	50	▷ Country credit rating	62	Internet users	47
Scientific research legislation	47	Venture capital	51	▷ Internet bandwidth speed	61
Intellectual property rights	53	Investment in Telecommunications	42	▷ High-tech exports (%)	58

FUTURE READINESS

Sub-Factors	2019	2020	2021	2022	2023
Adaptive attitudes	38	32	34	42	40
Business agility	44	20	29	42	35
IT integration	48	42	47	54	55

Adaptive attitudes	Rank	Business agility	Rank	IT integration	Rank
▶ E-Participation	17	Opportunities and threats	31	E-Government	42
Internet retailing	42	World robots distribution	18	Public-private partnerships	49
Tablet possession	51	Agility of companies	26	Cyber security	54
▶ Smartphone possession	16	Use of big data and analytics	44	Software piracy	49
Attitudes toward globalization	30	Knowledge transfer	48	Government cyber security capacity	42
		▶ Entrepreneurial fear of failure	16	Privacy protection by law content	55