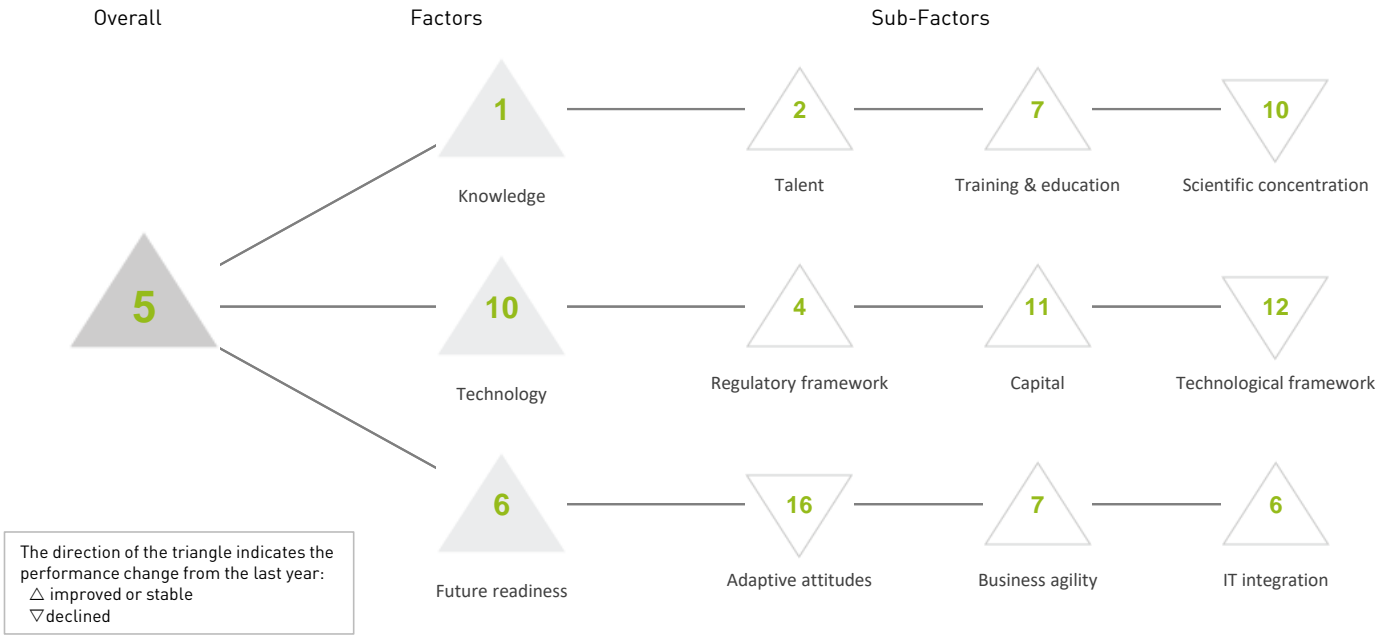


SWITZERLAND

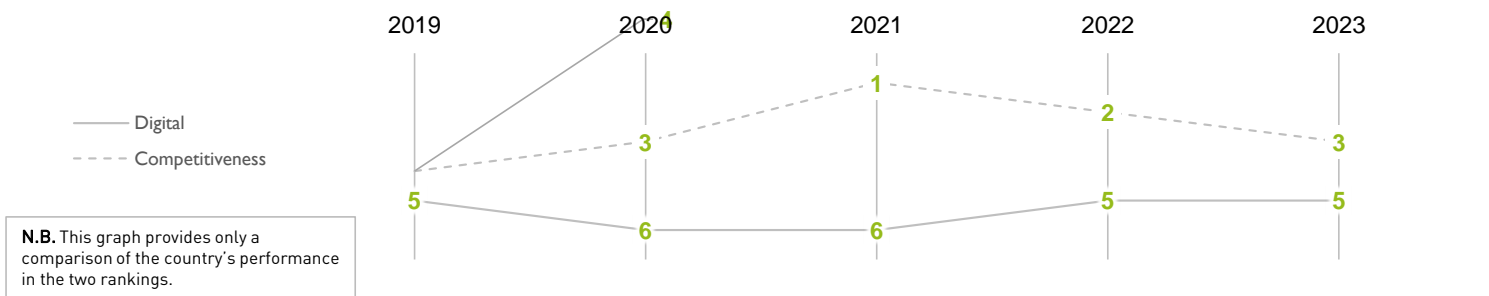
OVERALL PERFORMANCE (64 countries)



OVERALL & FACTORS - 5 years

	2019	2020	2021	2022	2023
OVERALL	05	06	06	05	05
Knowledge	02	03	01	01	01
Technology	10	11	11	12	10
Future readiness	10	05	03	07	06

COMPETITIVENESS & DIGITAL RANKINGS




PEER GROUPS RANKINGS

EUROPE - MIDDLE EAST - AFRICA (41 countries)



POPULATIONS < 20 MILLION (37 countries)



SWITZERLAND

► Overall Top Strengths

▷ Overall Top Weaknesses

KNOWLEDGE

Sub-Factors	2019	2020	2021	2022	2023
Talent	02	02	03	02	02
Training & education	15	14	07	08	07
Scientific concentration	07	09	08	08	10

Talent	Rank	Training & education	Rank	Scientific concentration	Rank
Educational assessment PISA - Math	10	Employee training	04	Total expenditure on R&D (%)	08
► International experience	01	Total public expenditure on education	14	Total R&D personnel per capita	08
► Foreign highly skilled personnel	01	Higher education achievement	20	Female researchers	33
Management of cities	10	Pupil-teacher ratio (tertiary education)	06	▷ R&D productivity by publication	35
Digital/Technological skills	16	Graduates in Sciences	27	Scientific and technical employment	06
Net flow of international students	09	Women with degrees	31	High-tech patent grants	24
				Robots in Education and R&D	16

TECHNOLOGY

Sub-Factors	2019	2020	2021	2022	2023
Regulatory framework	14	10	09	08	04
Capital	16	14	12	12	11
Technological framework	09	14	11	11	12

Regulatory framework	Rank	Capital	Rank	Technological framework	Rank
Starting a business	36	▷ IT & media stock market capitalization	50	Communications technology	07
▷ Enforcing contracts	40	Funding for technological development	09	Mobile broadband subscribers	01
Immigration laws	16	Banking and financial services	08	▷ Wireless broadband	47
Development & application of tech.	07	Country credit rating	01	Internet users	12
► Scientific research legislation	01	Venture capital	18	Internet bandwidth speed	10
► Intellectual property rights	01	Investment in Telecommunications	26	High-tech exports (%)	30

FUTURE READINESS

Sub-Factors	2019	2020	2021	2022	2023
Adaptive attitudes	11	09	10	12	16
Business agility	14	06	04	07	07
IT integration	07	07	04	06	06

Adaptive attitudes	Rank	Business agility	Rank	IT integration	Rank
▷ E-Participation	38	Opportunities and threats	10	E-Government	22
Internet retailing	07	World robots distribution	24	Public-private partnerships	07
Tablet possession	07	Agility of companies	07	Cyber security	20
Smartphone possession	20	Use of big data and analytics	30	Software piracy	10
Attitudes toward globalization	21	► Knowledge transfer	01	Government cyber security capacity	28
		Entrepreneurial fear of failure	05	Privacy protection by law content	03