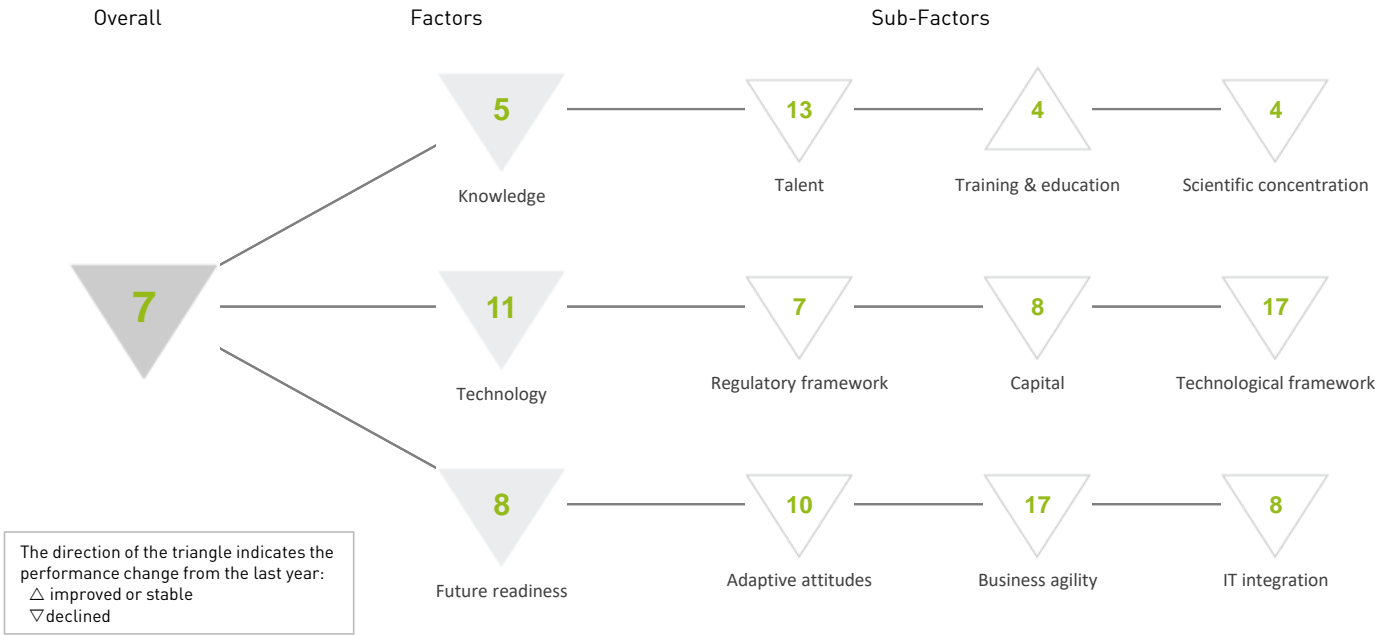


SWEDEN

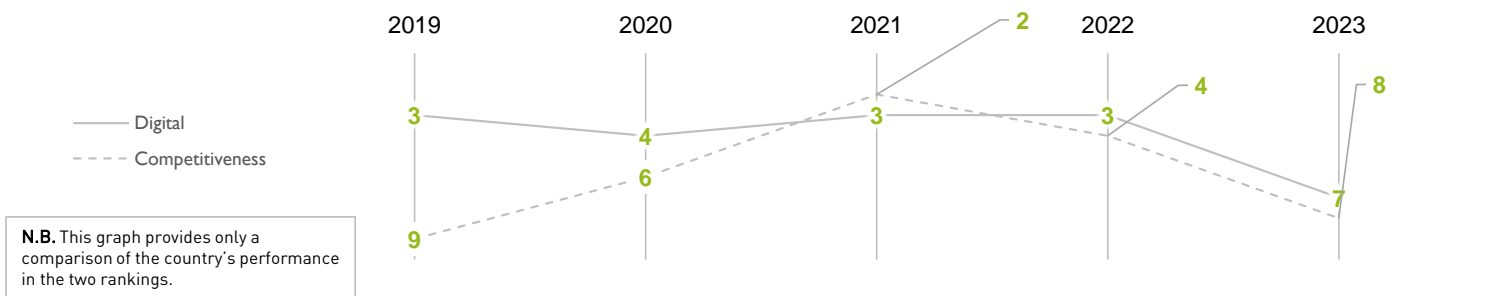
OVERALL PERFORMANCE (64 countries)



OVERALL & FACTORS - 5 years

	2019	2020	2021	2022	2023
OVERALL	03	04	03	03	07
Knowledge	04	04	02	02	05
Technology	07	06	08	05	11
Future readiness	06	07	06	04	08

COMPETITIVENESS & DIGITAL RANKINGS

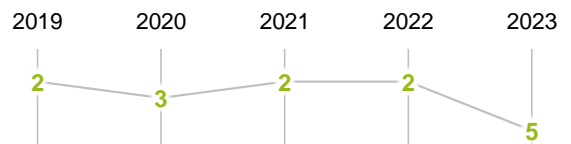


PEER GROUPS RANKINGS

EUROPE - MIDDLE EAST - AFRICA (41 countries)



POPULATIONS < 20 MILLION (37 countries)



SWEDEN

► Overall Top Strengths

▷ Overall Top Weaknesses

KNOWLEDGE

Sub-Factors	2019	2020	2021	2022	2023
Talent	08	09	07	06	13
Training & education	02	02	02	04	04
Scientific concentration	03	06	04	02	04

Talent	Rank
Educational assessment PISA - Math	16
International experience	14
Foreign highly skilled personnel	29
Management of cities	12
Digital/Technological skills	10
Net flow of international students	24

Training & education	Rank
Employee training	09
Total public expenditure on education	05
Higher education achievement	24
Pupil-teacher ratio (tertiary education)	20
Graduates in Sciences	19
Women with degrees	11

Scientific concentration	Rank
► Total expenditure on R&D (%)	05
Total R&D personnel per capita	13
▷ Female researchers	41
▷ R&D productivity by publication	38
► Scientific and technical employment	01
High-tech patent grants	08
Robots in Education and R&D	20

TECHNOLOGY

Sub-Factors	2019	2020	2021	2022	2023
Regulatory framework	05	05	03	02	07
Capital	04	04	05	07	08
Technological framework	12	11	13	09	17

Regulatory framework	Rank
Starting a business	23
Enforcing contracts	30
▷ Immigration laws	34
► Development & application of tech.	04
Scientific research legislation	07
Intellectual property rights	06

Capital	Rank
IT & media stock market capitalization	24
Funding for technological development	11
Banking and financial services	10
► Country credit rating	01
Venture capital	06
▷ Investment in Telecommunications	49

Technological framework	Rank
Communications technology	16
Mobile broadband subscribers	16
Wireless broadband	29
Internet users	10
Internet bandwidth speed	20
High-tech exports (%)	31

FUTURE READINESS

Sub-Factors	2019	2020	2021	2022	2023
Adaptive attitudes	08	08	05	07	10
Business agility	13	10	13	10	17
IT integration	12	04	05	04	08

Adaptive attitudes	Rank
E-Participation	29
Internet retailing	15
► Tablet possession	01
Smartphone possession	41
Attitudes toward globalization	05

Business agility	Rank
Opportunities and threats	32
World robots distribution	21
Agility of companies	11
Use of big data and analytics	09
Knowledge transfer	09
Entrepreneurial fear of failure	22

IT integration	Rank
E-Government	05
▷ Public-private partnerships	33
Cyber security	26
Software piracy	06
Government cyber security capacity	18
Privacy protection by law content	06