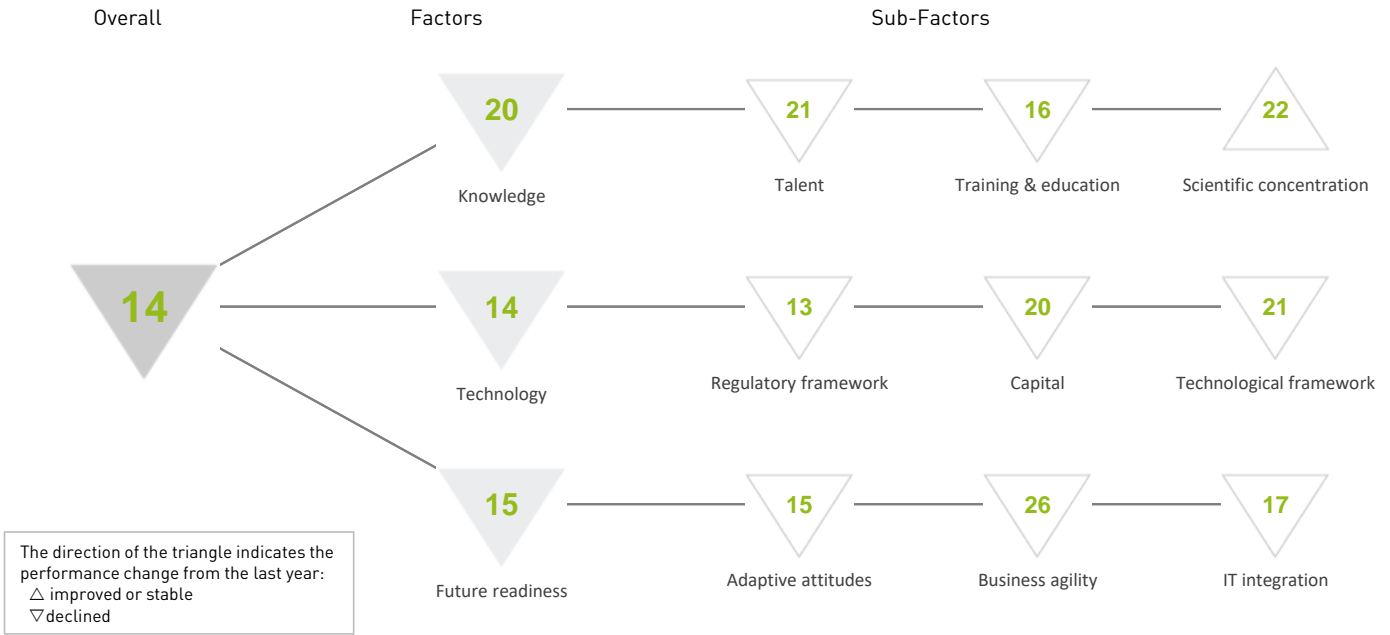


# NORWAY

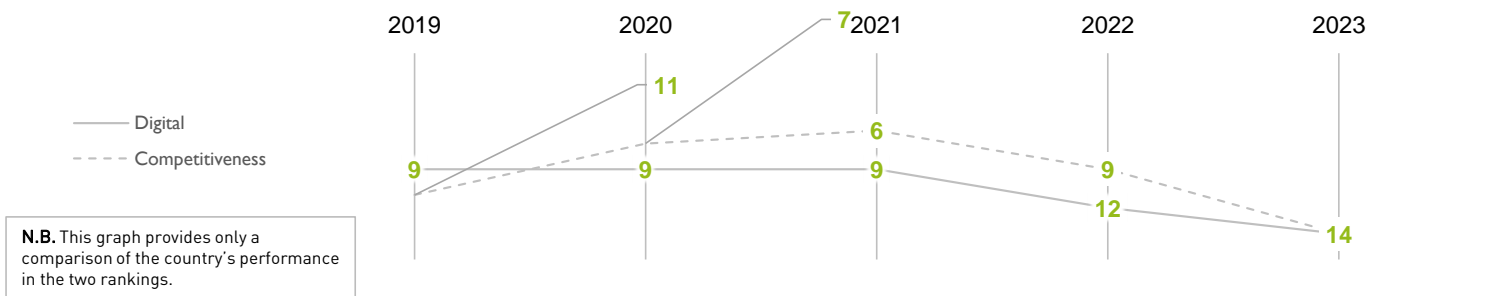
## OVERALL PERFORMANCE (64 countries)



## OVERALL & FACTORS - 5 years

	2019	2020	2021	2022	2023
OVERALL	09	09	09	12	14
Knowledge	16	16	17	19	20
Technology	03	03	06	10	14
Future readiness	08	06	08	09	15

## COMPETITIVENESS & DIGITAL RANKINGS

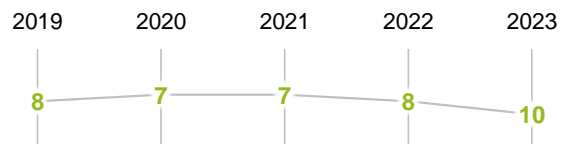


## PEER GROUPS RANKINGS

### EUROPE - MIDDLE EAST - AFRICA (41 countries)



### POPULATIONS < 20 MILLION (37 countries)



## NORWAY

► Overall Top Strengths

▷ Overall Top Weaknesses

## KNOWLEDGE

Sub-Factors	2019	2020	2021	2022	2023
Talent	16	16	16	18	21
Training & education	17	10	11	14	16
Scientific concentration	21	23	22	22	22

Talent	Rank	Training & education	Rank	Scientific concentration	Rank
Educational assessment PISA - Math	18	Employee training	13	Total expenditure on R&D (%)	21
International experience	21	Total public expenditure on education	31	Total R&D personnel per capita	11
Foreign highly skilled personnel	20	Higher education achievement	17	Female researchers	27
Management of cities	24	► Pupil-teacher ratio (tertiary education)	05	▷ R&D productivity by publication	41
Digital/Technological skills	20	▷ Graduates in Sciences	41	Scientific and technical employment	20
▷ Net flow of international students	49	Women with degrees	13	High-tech patent grants	27
				Robots in Education and R&D	26

## TECHNOLOGY

Sub-Factors	2019	2020	2021	2022	2023
Regulatory framework	03	02	01	04	13
Capital	07	09	06	04	20
Technological framework	06	09	12	14	21

Regulatory framework	Rank	Capital	Rank	Technological framework	Rank
Starting a business	14	IT & media stock market capitalization	34	Communications technology	41
► Enforcing contracts	03	Funding for technological development	32	Mobile broadband subscribers	23
Immigration laws	29	Banking and financial services	20	Wireless broadband	36
Development & application of tech.	31	► Country credit rating	01	Internet users	07
Scientific research legislation	19	Venture capital	17	Internet bandwidth speed	22
Intellectual property rights	24	Investment in Telecommunications	30	High-tech exports (%)	18

## FUTURE READINESS

Sub-Factors	2019	2020	2021	2022	2023
Adaptive attitudes	05	07	08	06	15
Business agility	23	08	11	13	26
IT integration	09	06	08	12	17

Adaptive attitudes	Rank	Business agility	Rank	IT integration	Rank
E-Participation	39	▷ Opportunities and threats	45	E-Government	16
Internet retailing	11	World robots distribution	40	Public-private partnerships	26
► Tablet possession	02	Agility of companies	27	Cyber security	39
Smartphone possession	12	Use of big data and analytics	12	Software piracy	10
Attitudes toward globalization	23	Knowledge transfer	18	▷ Government cyber security capacity	45
		Entrepreneurial fear of failure	15	► Privacy protection by law content	05