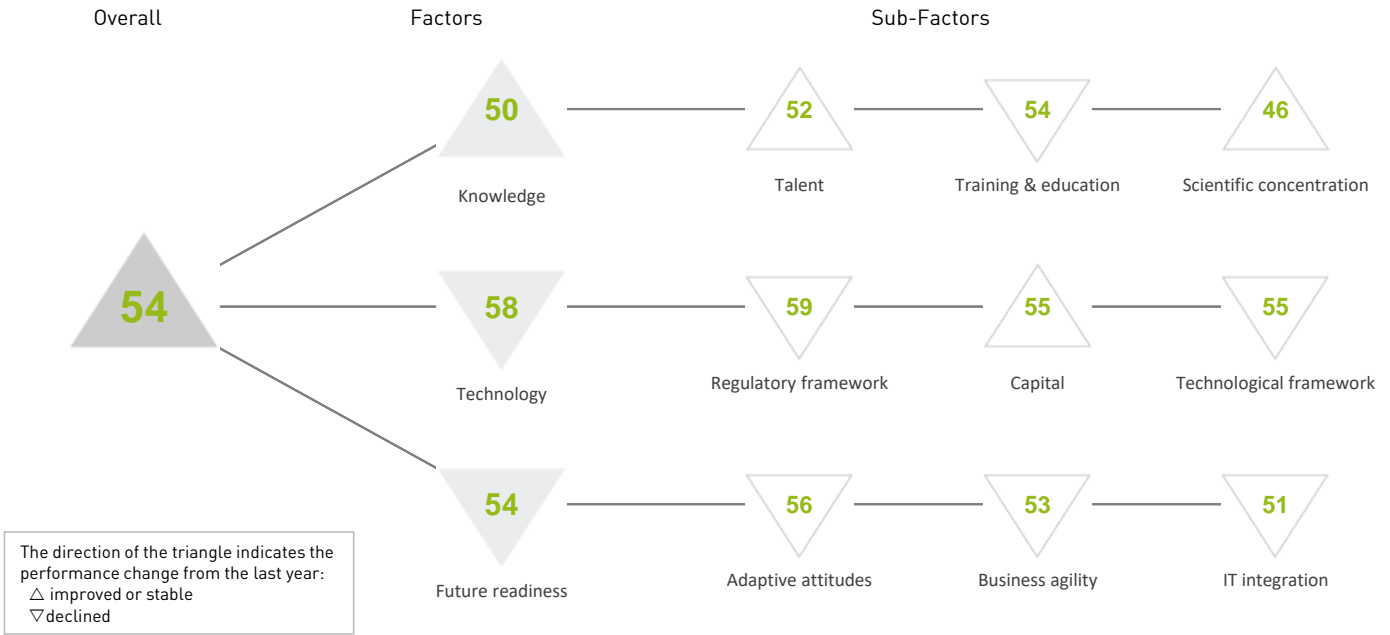


MEXICO

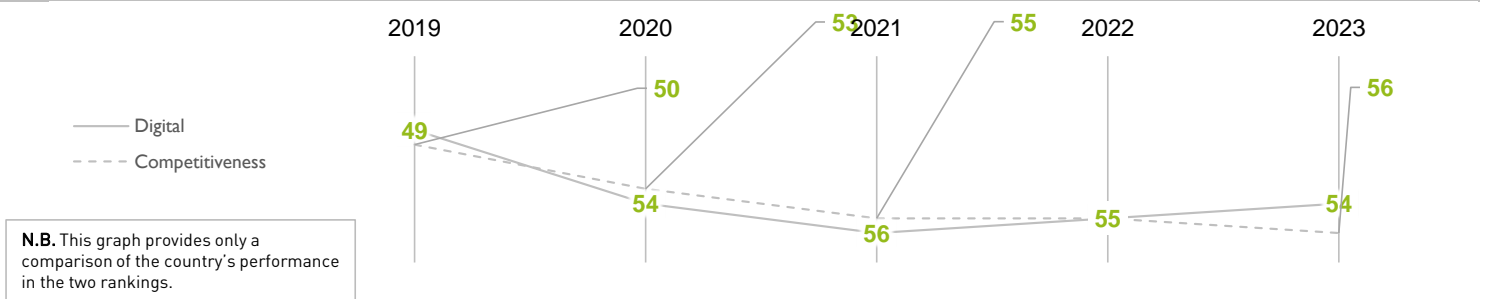
OVERALL PERFORMANCE (64 countries)



OVERALL & FACTORS - 5 years

	2019	2020	2021	2022	2023
OVERALL	49	54	56	55	54
Knowledge	52	52	54	52	50
Technology	52	56	57	56	58
Future readiness	49	52	51	53	54

COMPETITIVENESS & DIGITAL RANKINGS

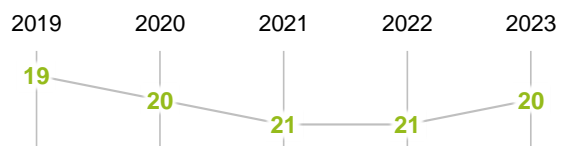


PEER GROUPS RANKINGS

THE AMERICAS (9 countries)



POPULATIONS > 20 MILLION (27 countries)



MEXICO

► Overall Top Strengths

▷ Overall Top Weaknesses

KNOWLEDGE

Sub-Factors	2019	2020	2021	2022	2023
Talent	55	45	51	54	52
Training & education	53	57	57	53	54
Scientific concentration	40	43	50	49	46

Talent	Rank	Training & education	Rank	Scientific concentration	Rank
Educational assessment PISA - Math	49	Employee training	51	Total expenditure on R&D (%)	54
International experience	25	Total public expenditure on education	59	Total R&D personnel per capita	54
Foreign highly skilled personnel	31	Higher education achievement	52	Female researchers	43
Management of cities	58	Pupil-teacher ratio (tertiary education)	23	► R&D productivity by publication	05
▷ Digital/Technological skills	61	Graduates in Sciences	25	Scientific and technical employment	33
Net flow of international students	38	Women with degrees	53	High-tech patent grants	56
				► Robots in Education and R&D	10

TECHNOLOGY

Sub-Factors	2019	2020	2021	2022	2023
Regulatory framework	48	50	54	56	59
Capital	47	53	57	55	55
Technological framework	53	54	54	54	55

Regulatory framework	Rank	Capital	Rank	Technological framework	Rank
Starting a business	45	► IT & media stock market capitalization	20	Communications technology	59
Enforcing contracts	32	▷ Funding for technological development	62	Mobile broadband subscribers	48
Immigration laws	50	Banking and financial services	52	Wireless broadband	54
▷ Development & application of tech.	60	Country credit rating	48	Internet users	55
▷ Scientific research legislation	62	Venture capital	58	Internet bandwidth speed	55
Intellectual property rights	58	Investment in Telecommunications	27	High-tech exports (%)	21

FUTURE READINESS

Sub-Factors	2019	2020	2021	2022	2023
Adaptive attitudes	47	52	52	54	56
Business agility	51	50	41	46	53
IT integration	53	53	52	47	51

Adaptive attitudes	Rank	Business agility	Rank	IT integration	Rank
E-Participation	29	Opportunities and threats	53	E-Government	52
Internet retailing	45	► World robots distribution	09	Public-private partnerships	55
Tablet possession	49	Agility of companies	48	▷ Cyber security	61
Smartphone possession	58	Use of big data and analytics	54	Software piracy	42
Attitudes toward globalization	33	Knowledge transfer	54	Government cyber security capacity	38
		Entrepreneurial fear of failure	34	► Privacy protection by law content	20