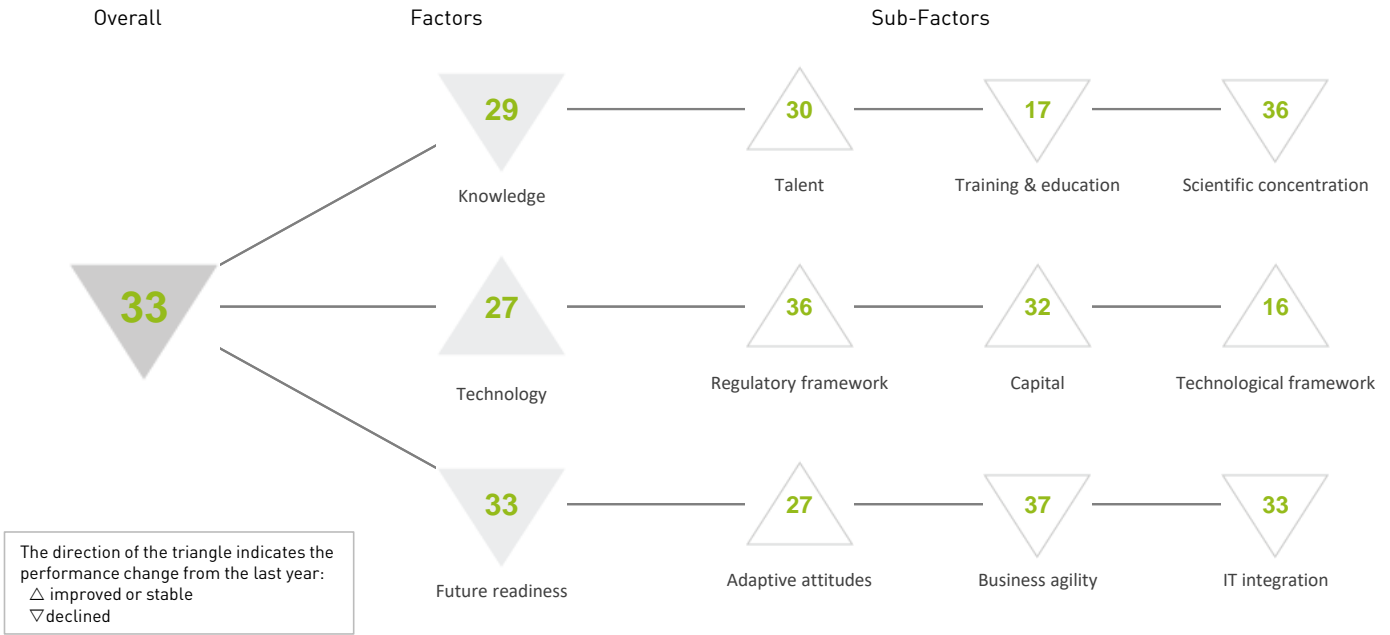


MALAYSIA


OVERALL PERFORMANCE (64 countries)



OVERALL & FACTORS - 5 years

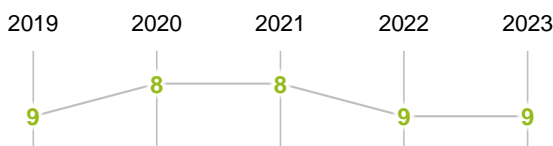
	2019	2020	2021	2022	2023
OVERALL	26	26	27	31	33
Knowledge	19	19	22	25	29
Technology	19	20	26	29	27
Future readiness	28	32	29	31	33

COMPETITIVENESS & DIGITAL RANKINGS



PEER GROUPS RANKINGS

ASIA - PACIFIC (14 countries)



POPULATIONS > 20 MILLION (27 countries)



MALAYSIA

► Overall Top Strengths

▷ Overall Top Weaknesses

KNOWLEDGE

Sub-Factors	2019	2020	2021	2022	2023
Talent	22	30	30	36	30
Training & education	11	08	09	10	17
Scientific concentration	27	26	32	35	36

Talent	Rank	Training & education	Rank	Scientific concentration	Rank
Educational assessment PISA - Math	41	Employee training	39	Total expenditure on R&D (%)	40
International experience	34	Total public expenditure on education	44	Total R&D personnel per capita	43
Foreign highly skilled personnel	27	Higher education achievement	37	► Female researchers	07
Management of cities	16	Pupil-teacher ratio (tertiary education)	33	R&D productivity by publication	23
Digital/Technological skills	25	► Graduates in Sciences	02	▷ Scientific and technical employment	49
Net flow of international students	30	► Women with degrees	04	▷ High-tech patent grants	49
				Robots in Education and R&D	29

TECHNOLOGY

Sub-Factors	2019	2020	2021	2022	2023
Regulatory framework	29	35	35	40	36
Capital	14	18	31	33	32
Technological framework	20	15	15	16	16

Regulatory framework	Rank	Capital	Rank	Technological framework	Rank
▷ Starting a business	52	IT & media stock market capitalization	17	Communications technology	42
Enforcing contracts	27	Funding for technological development	28	Mobile broadband subscribers	29
Immigration laws	33	Banking and financial services	21	Wireless broadband	27
Development & application of tech.	27	Country credit rating	39	Internet users	27
Scientific research legislation	31	Venture capital	28	Internet bandwidth speed	36
Intellectual property rights	30	Investment in Telecommunications	40	► High-tech exports (%)	05

FUTURE READINESS

Sub-Factors	2019	2020	2021	2022	2023
Adaptive attitudes	30	30	29	30	27
Business agility	17	30	27	35	37
IT integration	33	33	31	31	33

Adaptive attitudes	Rank	Business agility	Rank	IT integration	Rank
E-Participation	42	Opportunities and threats	39	E-Government	46
▷ Internet retailing	48	World robots distribution	22	Public-private partnerships	22
Tablet possession	24	Agility of companies	38	Cyber security	35
Smartphone possession	08	Use of big data and analytics	32	Software piracy	45
Attitudes toward globalization	32	Knowledge transfer	36	► Government cyber security capacity	05
		Entrepreneurial fear of failure	26	▷ Privacy protection by law content	56