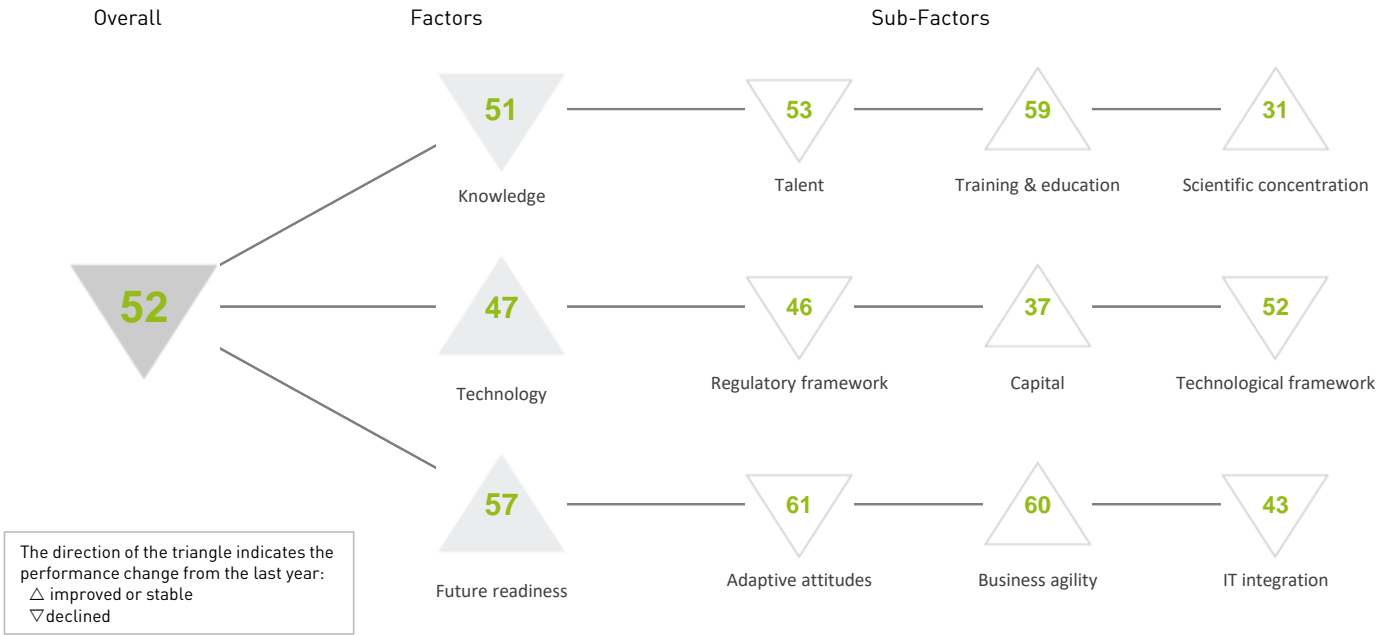


# GREECE

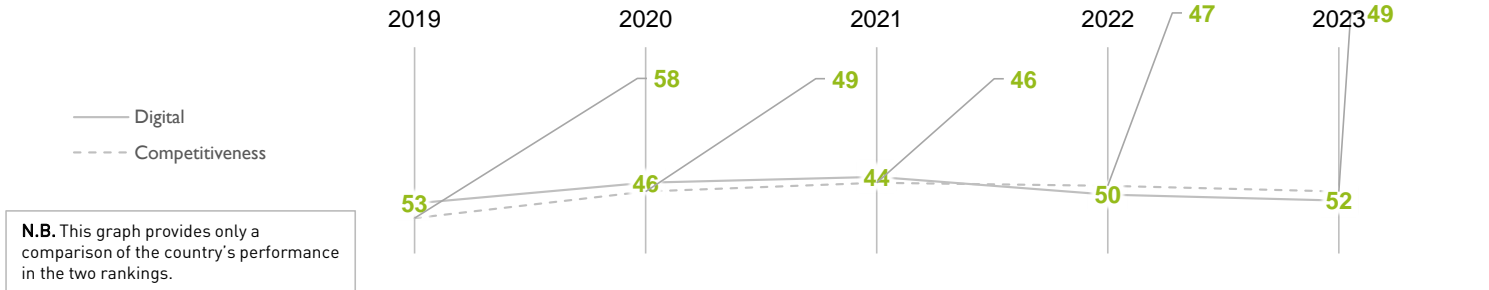
## OVERALL PERFORMANCE (64 countries)



## OVERALL & FACTORS - 5 years

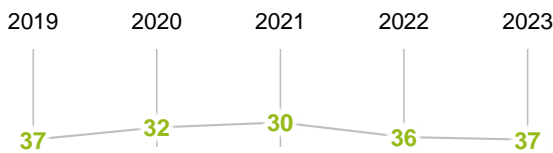
	2019	2020	2021	2022	2023
OVERALL	53	46	44	50	52
Knowledge	53	48	45	47	51
Technology	54	43	46	47	47
Future readiness	53	46	43	60	57

## COMPETITIVENESS & DIGITAL RANKINGS




## PEER GROUPS RANKINGS

### EUROPE - MIDDLE EAST - AFRICA (41 countries)



### POPULATIONS < 20 MILLION (37 countries)



## GREECE

► Overall Top Strengths

▷ Overall Top Weaknesses

## KNOWLEDGE

Sub-Factors	2019	2020	2021	2022	2023
Talent	53	50	42	49	53
Training & education	60	56	55	59	59
Scientific concentration	34	36	35	33	31

Talent	Rank	Training & education	Rank	Scientific concentration	Rank
Educational assessment PISA - Math	39	Employee training	53	Total expenditure on R&D (%)	29
International experience	38	Total public expenditure on education	46	Total R&D personnel per capita	29
▷ Foreign highly skilled personnel	57	Higher education achievement	33	Female researchers	26
Management of cities	51	▷ Pupil-teacher ratio (tertiary education)	60	R&D productivity by publication	31
Digital/Technological skills	44	► Graduates in Sciences	18	► Scientific and technical employment	12
Net flow of international students	55	Women with degrees	35	High-tech patent grants	48
				Robots in Education and R&D	40

## TECHNOLOGY

Sub-Factors	2019	2020	2021	2022	2023
Regulatory framework	52	41	43	42	46
Capital	52	49	52	46	37
Technological framework	49	46	50	50	52

Regulatory framework	Rank	Capital	Rank	Technological framework	Rank
► Starting a business	06	► IT & media stock market capitalization	16	Communications technology	50
▷ Enforcing contracts	60	Funding for technological development	37	Mobile broadband subscribers	49
Immigration laws	23	▷ Banking and financial services	58	Wireless broadband	25
Development & application of tech.	41	Country credit rating	56	Internet users	51
Scientific research legislation	44	Venture capital	43	Internet bandwidth speed	56
Intellectual property rights	48	► Investment in Telecommunications	03	High-tech exports (%)	52

## FUTURE READINESS

Sub-Factors	2019	2020	2021	2022	2023
Adaptive attitudes	41	44	43	60	61
Business agility	60	55	51	61	60
IT integration	50	45	41	41	43

Adaptive attitudes	Rank	Business agility	Rank	IT integration	Rank
E-Participation	47	Opportunities and threats	42	E-Government	31
Internet retailing	33	World robots distribution	44	Public-private partnerships	38
Tablet possession	36	Agility of companies	55	Cyber security	50
▷ Smartphone possession	60	Use of big data and analytics	51	Software piracy	53
Attitudes toward globalization	47	Knowledge transfer	53	Government cyber security capacity	36
		Entrepreneurial fear of failure	43	Privacy protection by law content	35