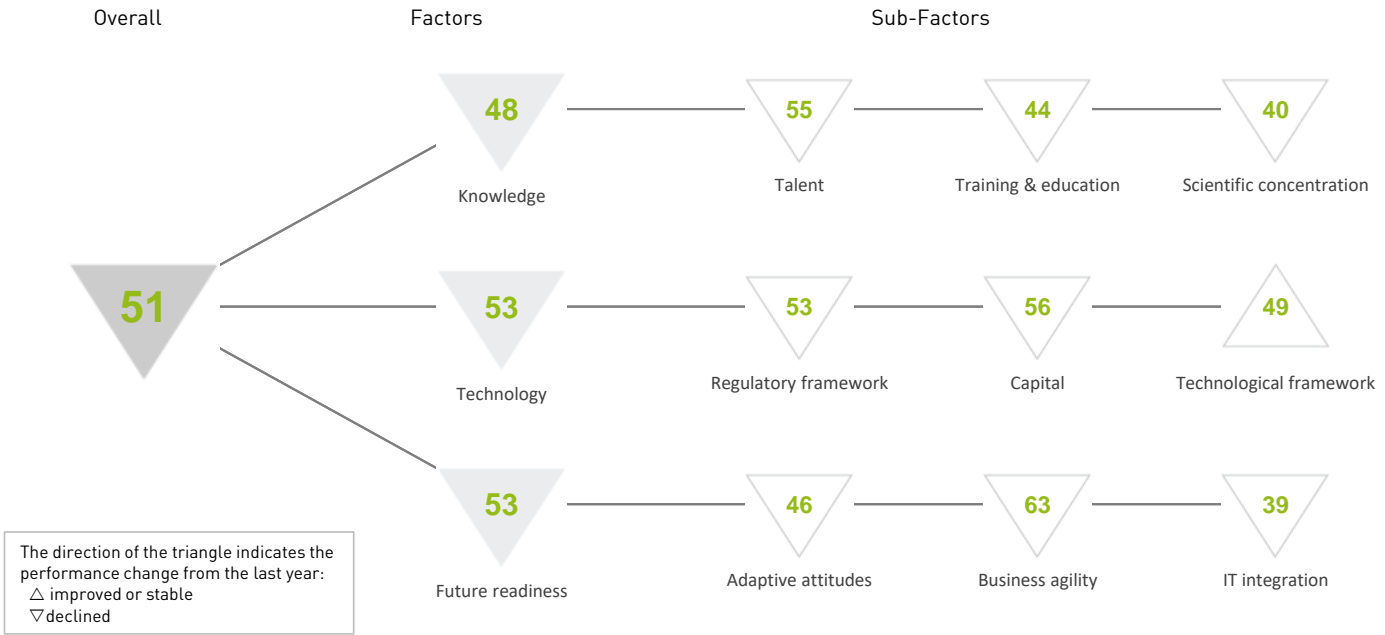


CYPRUS

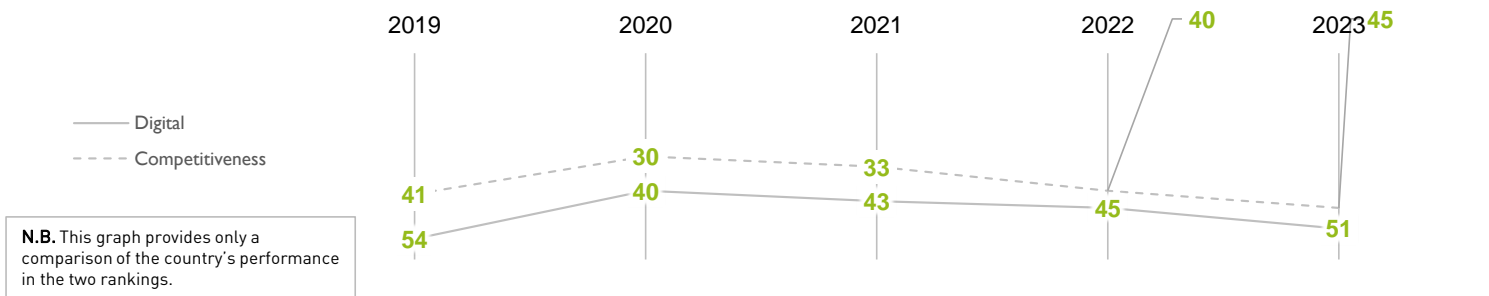
OVERALL PERFORMANCE (64 countries)



OVERALL & FACTORS - 5 years

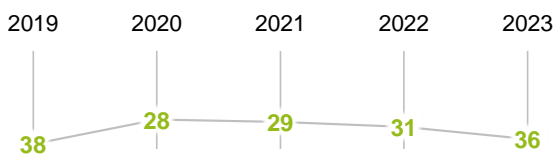
	2019	2020	2021	2022	2023
OVERALL	54	40	43	45	51
Knowledge	55	40	39	39	48
Technology	59	52	53	52	53
Future readiness	40	29	34	39	53

COMPETITIVENESS & DIGITAL RANKINGS

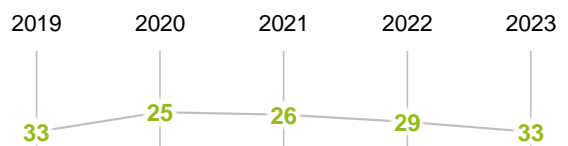


PEER GROUPS RANKINGS

EUROPE - MIDDLE EAST - AFRICA (41 countries)



POPULATIONS < 20 MILLION (37 countries)



CYPRUS

► Overall Top Strengths

▷ Overall Top Weaknesses

KNOWLEDGE

Sub-Factors	2019	2020	2021	2022	2023
Talent	62	57	56	53	55
Training & education	33	30	29	40	44
Scientific concentration	53	35	29	26	40

Talent	Rank	Training & education	Rank	Scientific concentration	Rank
Educational assessment PISA - Math	40	Employee training	57	Total expenditure on R&D (%)	43
International experience	47	► Total public expenditure on education	20	Total R&D personnel per capita	42
Foreign highly skilled personnel	24	► Higher education achievement	11	Female researchers	30
Management of cities	43	Pupil-teacher ratio (tertiary education)	56	R&D productivity by publication	56
Digital/Technological skills	40	▷ Graduates in Sciences	61	► Scientific and technical employment	05
Net flow of international students	60	► Women with degrees	19	High-tech patent grants	28
				Robots in Education and R&D	-

TECHNOLOGY

Sub-Factors	2019	2020	2021	2022	2023
Regulatory framework	56	47	47	50	53
Capital	60	52	54	54	56
Technological framework	48	52	52	49	49

Regulatory framework	Rank	Capital	Rank	Technological framework	Rank
Starting a business	28	IT & media stock market capitalization	39	Communications technology	24
Enforcing contracts	59	Funding for technological development	59	Mobile broadband subscribers	60
Immigration laws	48	Banking and financial services	56	Wireless broadband	44
Development & application of tech.	48	Country credit rating	54	Internet users	30
Scientific research legislation	55	▷ Venture capital	61	Internet bandwidth speed	52
Intellectual property rights	42	► Investment in Telecommunications	22	High-tech exports (%)	27

FUTURE READINESS

Sub-Factors	2019	2020	2021	2022	2023
Adaptive attitudes	34	28	27	36	46
Business agility	57	42	50	53	63
IT integration	38	29	33	29	39

Adaptive attitudes	Rank	Business agility	Rank	IT integration	Rank
E-Participation	22	Opportunities and threats	59	E-Government	25
Internet retailing	-	World robots distribution	-	Public-private partnerships	59
Tablet possession	43	▷ Agility of companies	61	Cyber security	60
Smartphone possession	-	▷ Use of big data and analytics	63	Software piracy	34
Attitudes toward globalization	58	▷ Knowledge transfer	62	Government cyber security capacity	31
		Entrepreneurial fear of failure	41	Privacy protection by law content	24