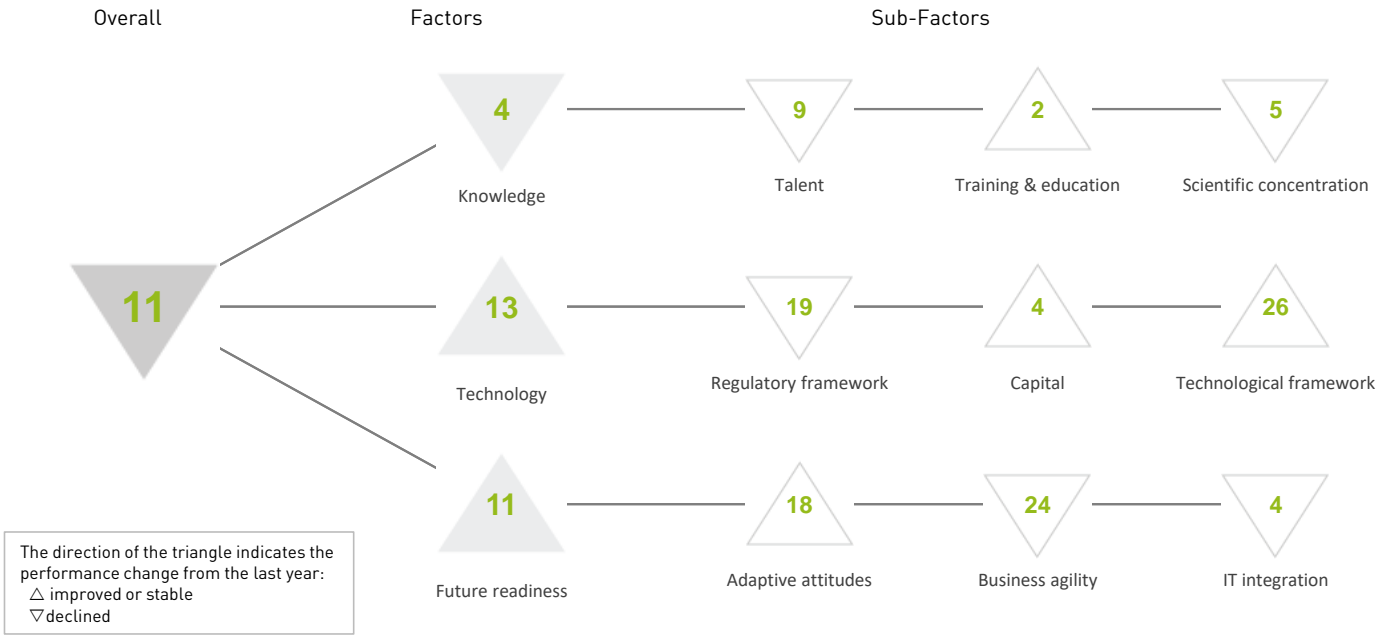


CANADA

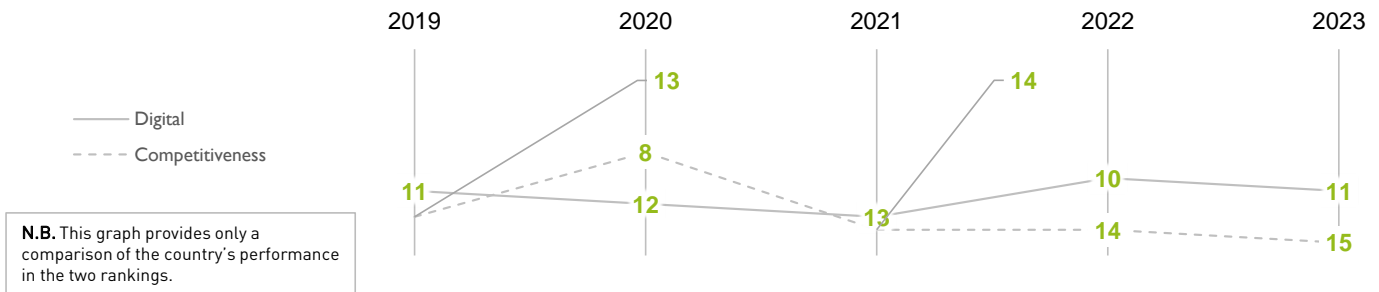
OVERALL PERFORMANCE (64 countries)



OVERALL & FACTORS - 5 years

	2019	2020	2021	2022	2023
OVERALL	11	12	13	10	11
Knowledge	05	05	07	03	04
Technology	13	13	15	14	13
Future readiness	18	15	15	11	11

COMPETITIVENESS & DIGITAL RANKINGS

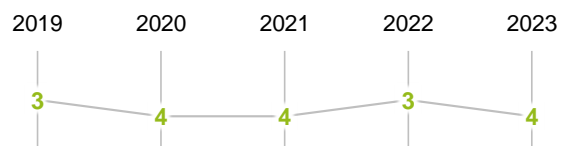


PEER GROUPS RANKINGS

THE AMERICAS (9 countries)



POPULATIONS > 20 MILLION (27 countries)



CANADA

► Overall Top Strengths

▷ Overall Top Weaknesses

KNOWLEDGE

Sub-Factors	2019	2020	2021	2022	2023
Talent	13	08	09	08	09
Training & education	07	06	10	03	02
Scientific concentration	02	07	05	04	05

Talent	Rank	Training & education	Rank	Scientific concentration	Rank
Educational assessment PISA - Math	11	Employee training	15	Total expenditure on R&D (%)	26
International experience	28	▷ Total public expenditure on education	42	Total R&D personnel per capita	24
Foreign highly skilled personnel	10	► Higher education achievement	05	Female researchers	21
Management of cities	18	Pupil-teacher ratio (tertiary education)	09	R&D productivity by publication	10
Digital/Technological skills	18	Graduates in Sciences	26	► Scientific and technical employment	02
Net flow of international students	05	► Women with degrees	02	High-tech patent grants	13
				Robots in Education and R&D	09

TECHNOLOGY

Sub-Factors	2019	2020	2021	2022	2023
Regulatory framework	17	12	13	13	19
Capital	10	03	09	06	04
Technological framework	27	26	29	31	26

Regulatory framework	Rank	Capital	Rank	Technological framework	Rank
► Starting a business	02	IT & media stock market capitalization	23	Communications technology	30
▷ Enforcing contracts	50	Funding for technological development	16	Mobile broadband subscribers	33
Immigration laws	11	Banking and financial services	17	▷ Wireless broadband	53
Development & application of tech.	21	Country credit rating	10	Internet users	15
Scientific research legislation	14	Venture capital	12	Internet bandwidth speed	12
Intellectual property rights	26	Investment in Telecommunications	14	High-tech exports (%)	29

FUTURE READINESS

Sub-Factors	2019	2020	2021	2022	2023
Adaptive attitudes	17	16	17	18	18
Business agility	16	16	20	19	24
IT integration	13	13	14	02	04

Adaptive attitudes	Rank	Business agility	Rank	IT integration	Rank
E-Participation	14	Opportunities and threats	30	E-Government	30
Internet retailing	10	World robots distribution	13	Public-private partnerships	14
Tablet possession	17	Agility of companies	21	Cyber security	17
▷ Smartphone possession	53	Use of big data and analytics	17	Software piracy	13
Attitudes toward globalization	20	Knowledge transfer	10	► Government cyber security capacity	04
		▷ Entrepreneurial fear of failure	48	Privacy protection by law content	15