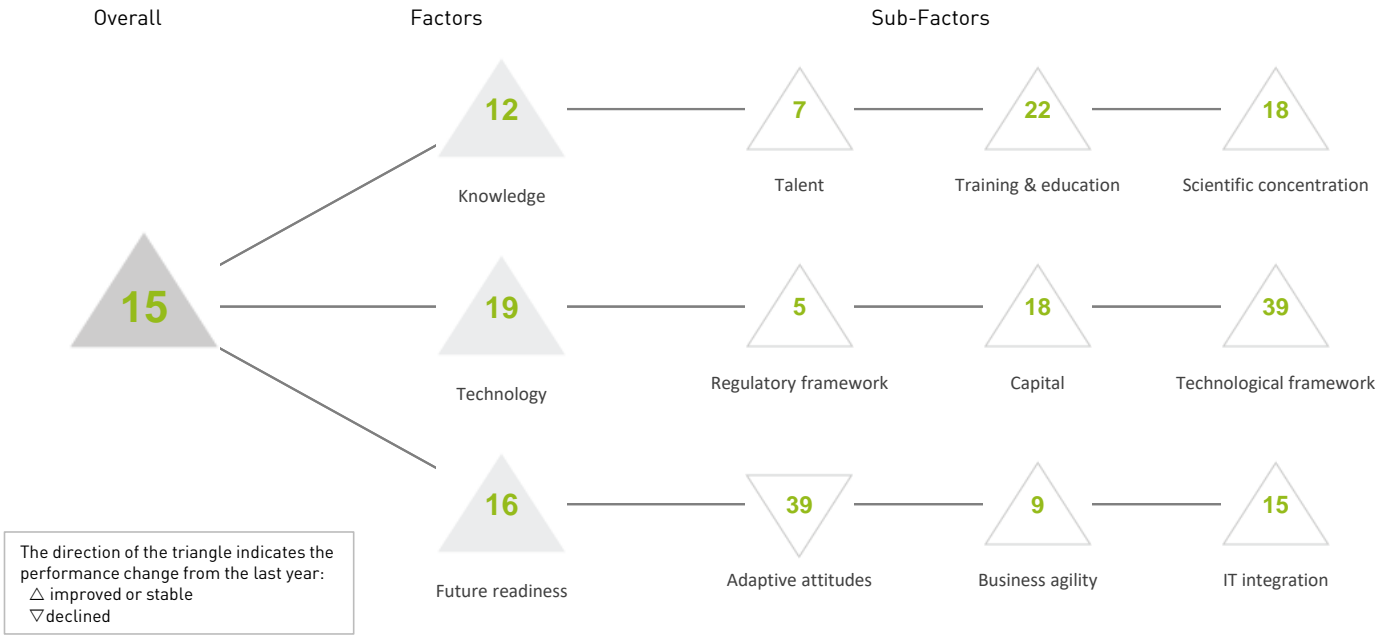


BELGIUM

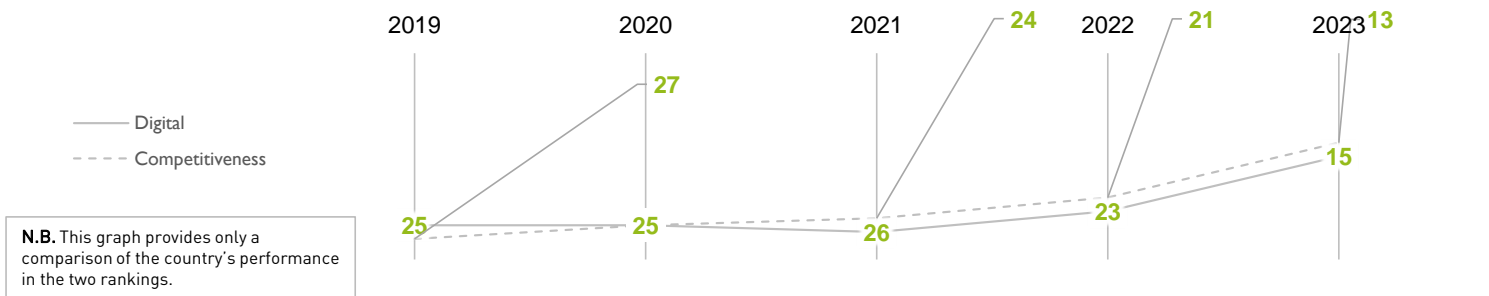
OVERALL PERFORMANCE (64 countries)



OVERALL & FACTORS - 5 years

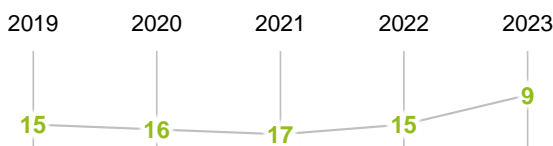
	2019	2020	2021	2022	2023
OVERALL	25	25	26	23	15
Knowledge	23	21	21	21	12
Technology	21	19	23	24	19
Future readiness	25	25	26	25	16

COMPETITIVENESS & DIGITAL RANKINGS




PEER GROUPS RANKINGS

EUROPE - MIDDLE EAST - AFRICA (41 countries)



POPULATIONS < 20 MILLION (37 countries)



BELGIUM

► Overall Top Strengths

▷ Overall Top Weaknesses

KNOWLEDGE

Sub-Factors	2019	2020	2021	2022	2023
Talent	18	20	20	17	07
Training & education	26	31	31	30	22
Scientific concentration	24	21	20	19	18

Talent	Rank
Educational assessment PISA - Math	14
► International experience	02
Foreign highly skilled personnel	15
Management of cities	23
Digital/Technological skills	17
Net flow of international students	12

Training & education	Rank
Employee training	10
Total public expenditure on education	07
Higher education achievement	22
Pupil-teacher ratio (tertiary education)	31
▷ Graduates in Sciences	54
Women with degrees	23

Scientific concentration	Rank
Total expenditure on R&D (%)	07
Total R&D personnel per capita	06
Female researchers	42
R&D productivity by publication	44
Scientific and technical employment	15
High-tech patent grants	32
Robots in Education and R&D	18

TECHNOLOGY

Sub-Factors	2019	2020	2021	2022	2023
Regulatory framework	22	19	18	17	05
Capital	25	21	20	23	18
Technological framework	26	29	37	39	39

Regulatory framework	Rank
Starting a business	27
Enforcing contracts	39
Immigration laws	05
Development & application of tech.	06
► Scientific research legislation	02
Intellectual property rights	18

Capital	Rank
IT & media stock market capitalization	44
Funding for technological development	07
Banking and financial services	04
Country credit rating	20
► Venture capital	01
Investment in Telecommunications	38

Technological framework	Rank
Communications technology	27
Mobile broadband subscribers	41
▷ Wireless broadband	59
Internet users	19
Internet bandwidth speed	29
High-tech exports (%)	23

FUTURE READINESS

Sub-Factors	2019	2020	2021	2022	2023
Adaptive attitudes	23	24	22	28	39
Business agility	33	35	38	27	09
IT integration	23	26	26	22	15

Adaptive attitudes	Rank
▷ E-Participation	58
Internet retailing	12
Tablet possession	41
▷ Smartphone possession	45
Attitudes toward globalization	35

Business agility	Rank
Opportunities and threats	07
World robots distribution	26
Agility of companies	17
► Use of big data and analytics	02
► Knowledge transfer	02
Entrepreneurial fear of failure	-

IT integration	Rank
E-Government	36
Public-private partnerships	06
Cyber security	07
Software piracy	13
▷ Government cyber security capacity	44
Privacy protection by law content	10