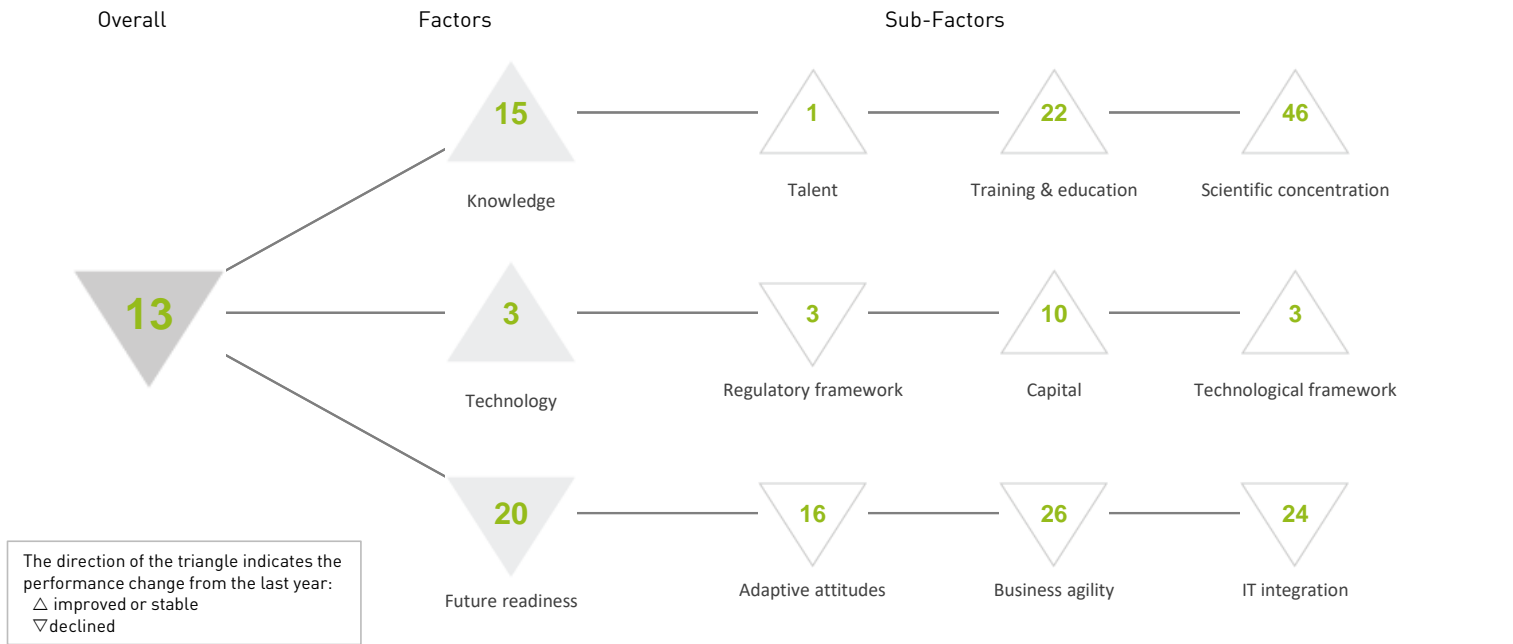


# UAE

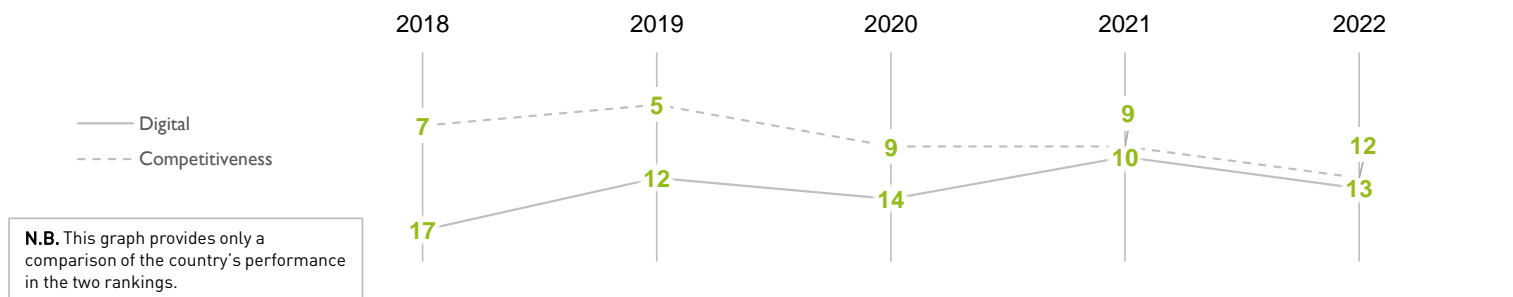
## OVERALL PERFORMANCE (63 countries)



## OVERALL & FACTORS - 5 years

	2018	2019	2020	2021	2022
OVERALL	17	12	14	10	13
Knowledge	36	35	31	18	15
Technology	07	02	04	05	03
Future readiness	12	09	11	12	20

## COMPETITIVENESS & DIGITAL RANKINGS

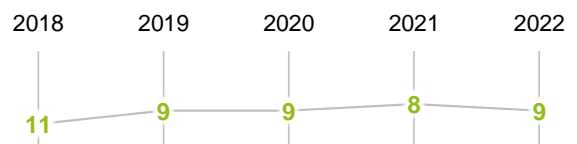


## PEER GROUPS RANKINGS

### EUROPE - MIDDLE EAST - AFRICA (40 countries)



### POPULATIONS < 20 MILLION (36 countries)



▶ Overall Top Strengths

▷ Overall Top Weaknesses

## KNOWLEDGE

Sub-Factors	2018	2019	2020	2021	2022
Talent	04	05	05	01	01
Training & education	53	41	44	25	22
Scientific concentration	56	56	52	52	46

Talent	Rank	Training & education	Rank	Scientific concentration	Rank
Educational assessment PISA - Math	43	Employee training	28	Total expenditure on R&D (%)	29
International experience	04	▷ Total public expenditure on education	49	Total R&D personnel per capita	32
Foreign highly-skilled personnel	03	Higher education achievement	12	Female researchers	37
▶ Management of cities	01	Pupil-teacher ratio (tertiary education)	42	▷ R&D productivity by publication	50
Digital/Technological skills	16	Graduates in Sciences	08	Scientific and technical employment	24
▶ Net flow of international students	01	Women with degrees	14	High-tech patent grants	26
				Robots in Education and R&D	43

## TECHNOLOGY

Sub-Factors	2018	2019	2020	2021	2022
Regulatory framework	03	01	03	02	03
Capital	11	02	10	11	10
Technological framework	16	05	08	05	03

Regulatory framework	Rank	Capital	Rank	Technological framework	Rank
Starting a business	08	IT & media stock market capitalization	14	Communications technology	28
Enforcing contracts	09	Funding for technological development	11	Mobile Broadband subscribers	03
▶ Immigration laws	01	Banking and financial services	26	▷ Wireless broadband	01
Development & application of tech.	05	Country credit rating	19	▶ Internet users	01
Scientific research legislation	15	Venture capital	17	Internet bandwidth speed	29
Intellectual property rights	39	Investment in Telecommunications	25	▷ High-tech exports (%)	56

## FUTURE READINESS

Sub-Factors	2018	2019	2020	2021	2022
Adaptive attitudes	21	20	15	15	16
Business agility	01	04	12	10	26
IT integration	14	08	08	10	24

Adaptive attitudes	Rank	Business agility	Rank	IT integration	Rank
E-Participation	16	Opportunities and threats	23	E-Government	21
Internet retailing	31	▷ World robots distribution	51	Public-private partnerships	10
Tablet possession	11	Agility of companies	08	Cyber security	05
Smartphone possession	10	Use of big data and analytics	20	Software piracy	20
Attitudes toward globalization	09	Knowledge transfer	21	Government cyber security capacity	07
		Entrepreneurial fear of failure	38	▷ Privacy protection by law content	62