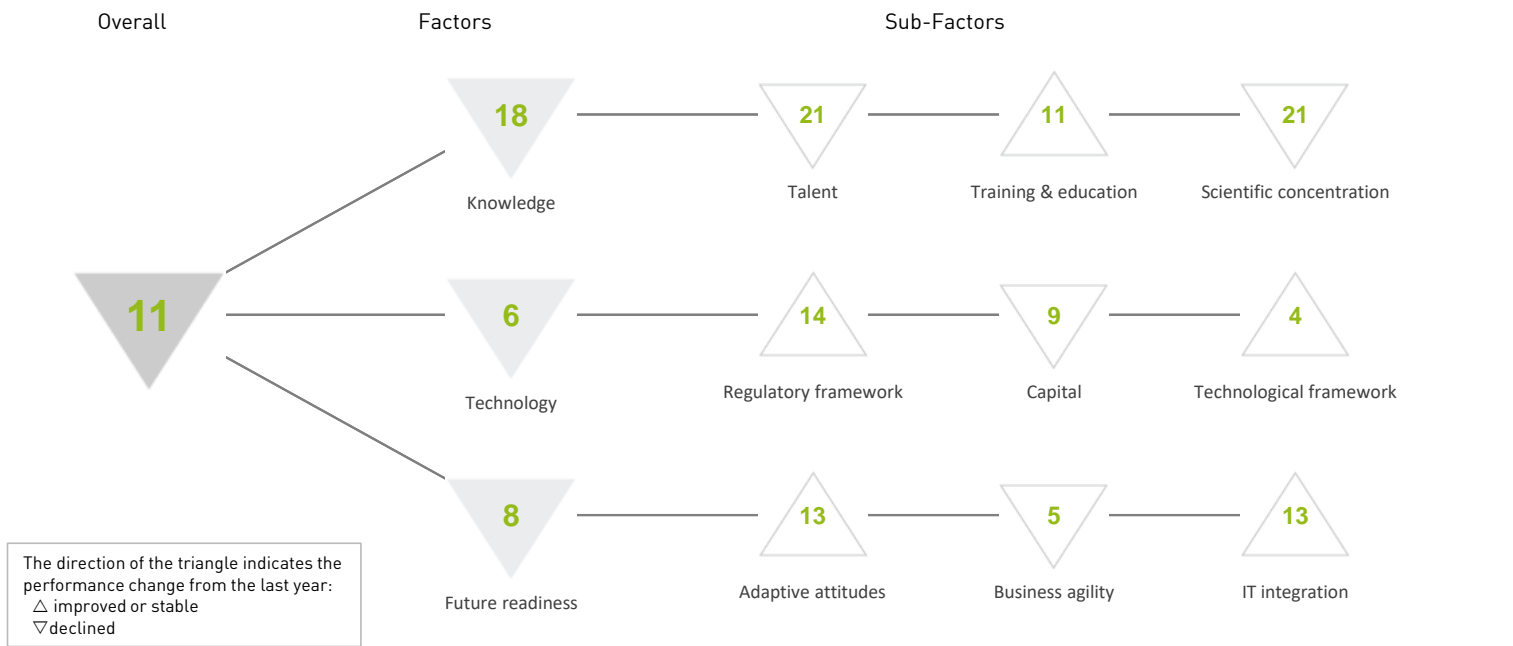


TAIWAN, CHINA

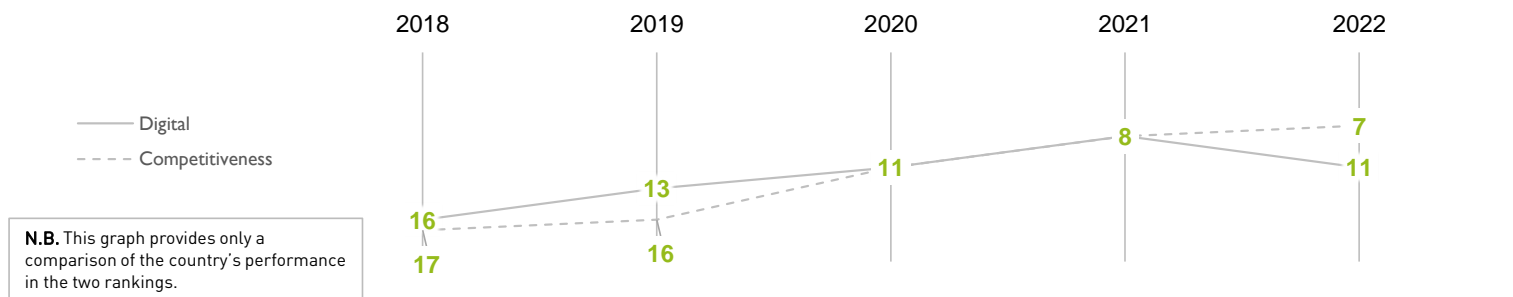
OVERALL PERFORMANCE (63 countries)



OVERALL & FACTORS - 5 years

	2018	2019	2020	2021	2022
OVERALL	16	13	11	08	11
Knowledge	19	17	18	16	18
Technology	11	09	05	02	06
Future readiness	22	12	08	07	08

COMPETITIVENESS & DIGITAL RANKINGS

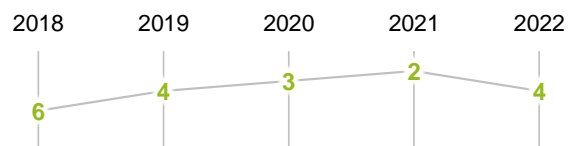


PEER GROUPS RANKINGS

ASIA - PACIFIC (14 countries)



POPULATIONS > 20 MILLION (27 countries)



TAIWAN, CHINA

▶ Overall Top Strengths

▷ Overall Top Weaknesses

KNOWLEDGE

Sub-Factors	2018	2019	2020	2021	2022
Talent	25	21	18	17	21
Training & education	25	20	21	12	11
Scientific concentration	13	15	18	19	21

Talent	Rank	Training & education	Rank	Scientific concentration	Rank
Educational assessment PISA - Math	04	Employee training	06	Total expenditure on R&D (%)	03
International experience	27	▷ Total public expenditure on education	52	▶ Total R&D personnel per capita	01
Foreign highly-skilled personnel	43	Higher education achievement	03	▷ Female researchers	52
Management of cities	18	▷ Pupil-teacher ratio (tertiary education)	50	R&D productivity by publication	33
Digital/Technological skills	33	Graduates in Sciences	05	▷ Scientific and technical employment	45
Net flow of international students	11	Women with degrees	18	High-tech patent grants	20
				Robots in Education and R&D	19

TECHNOLOGY

Sub-Factors	2018	2019	2020	2021	2022
Regulatory framework	21	23	16	16	14
Capital	13	12	08	02	09
Technological framework	10	04	04	04	04

Regulatory framework	Rank	Capital	Rank	Technological framework	Rank
Starting a business	10	▶ IT & media stock market capitalization	01	Communications technology	22
Enforcing contracts	11	Funding for technological development	16	▶ Mobile Broadband subscribers	01
Immigration laws	34	Banking and financial services	10	Wireless broadband	13
Development & application of tech.	17	Country credit rating	16	Internet users	21
Scientific research legislation	10	Venture capital	13	Internet bandwidth speed	20
Intellectual property rights	19	▷ Investment in Telecommunications	57	▶ High-tech exports (%)	03

FUTURE READINESS

Sub-Factors	2018	2019	2020	2021	2022
Adaptive attitudes	28	14	14	13	13
Business agility	13	03	01	02	05
IT integration	23	24	17	15	13

Adaptive attitudes	Rank	Business agility	Rank	IT integration	Rank
E-Participation	-	Opportunities and threats	05	E-Government	-
Internet retailing	22	World robots distribution	07	Public-private partnerships	13
Tablet possession	25	Agility of companies	03	Cyber security	09
Smartphone possession	05	▶ Use of big data and analytics	02	Software piracy	25
Attitudes toward globalization	05	Knowledge transfer	10	Government cyber security capacity	09
		Entrepreneurial fear of failure	18	Privacy protection by law content	40