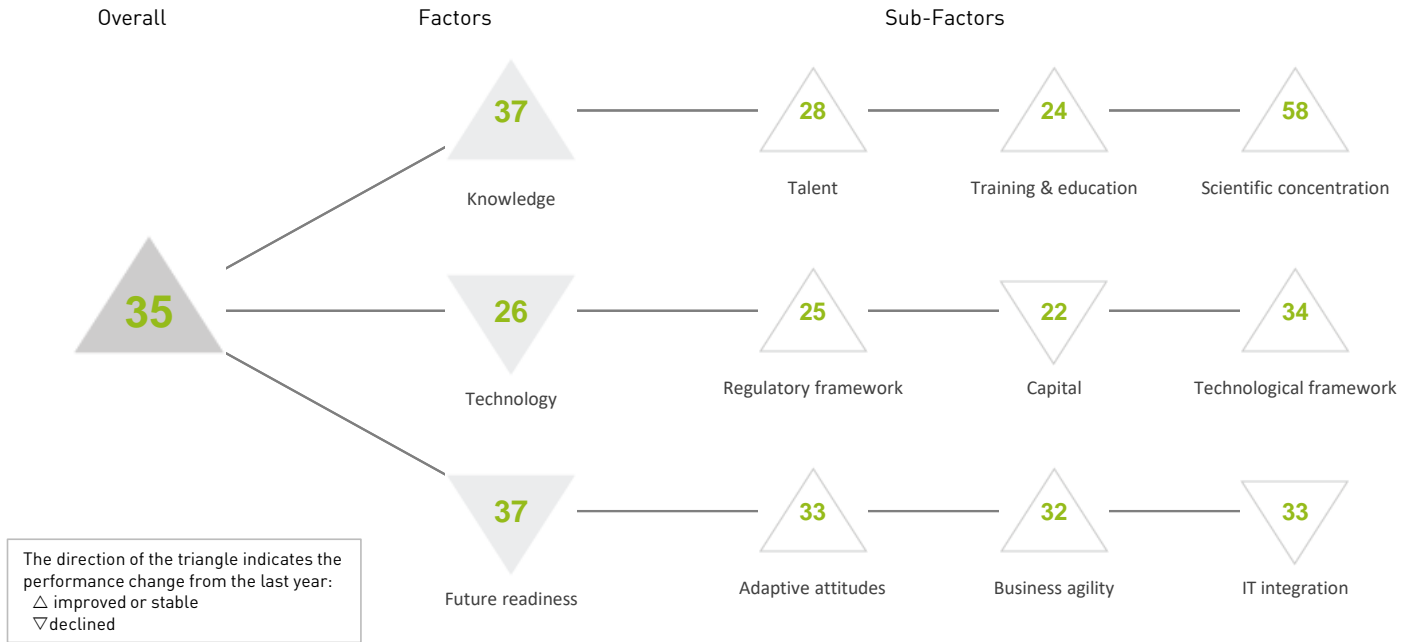


SAUDI ARABIA

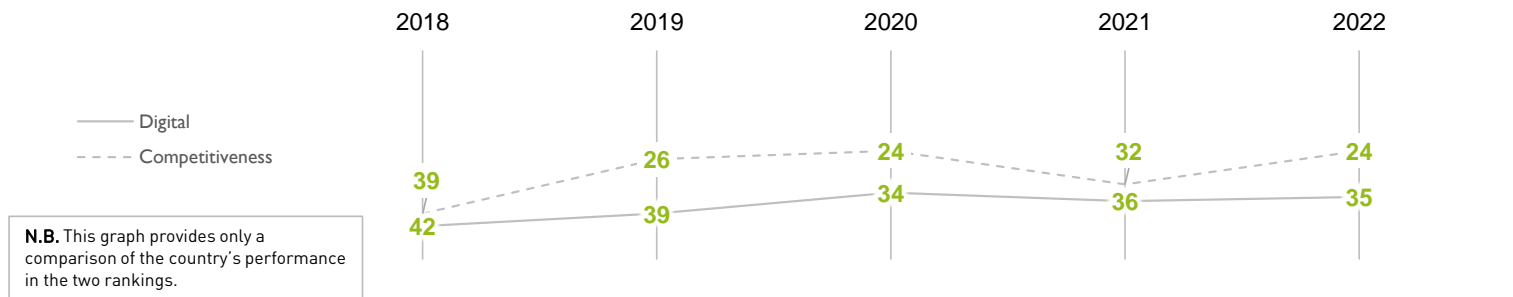
OVERALL PERFORMANCE (63 countries)



OVERALL & FACTORS - 5 years


	2018	2019	2020	2021	2022
OVERALL	42	39	34	36	35
Knowledge	40	39	46	50	37
Technology	50	40	24	24	26
Future readiness	38	38	28	32	37

COMPETITIVENESS & DIGITAL RANKINGS




PEER GROUPS RANKINGS

EUROPE - MIDDLE EAST - AFRICA (40 countries)



POPULATIONS > 20 MILLION (27 countries)



SAUDI ARABIA

▶ Overall Top Strengths

▷ Overall Top Weaknesses

KNOWLEDGE

Sub-Factors	2018	2019	2020	2021	2022
Talent	38	20	34	32	28
Training & education	39	38	34	34	24
Scientific concentration	49	59	62	64	58

Talent	Rank	Training & education	Rank	Scientific concentration	Rank
▶ Educational assessment PISA - Math	56	Employee training	14	Total expenditure on R&D (%)	50
▶ International experience	08	▶ Total public expenditure on education	03	Total R&D personnel per capita	-
Foreign highly-skilled personnel	10	Higher education achievement	28	Female researchers	-
Management of cities	26	Pupil-teacher ratio (tertiary education)	43	R&D productivity by publication	13
▶ Digital/Technological skills	07	Graduates in Sciences	40	▷ Scientific and technical employment	54
Net flow of international students	36	Women with degrees	34	High-tech patent grants	46
				▷ Robots in Education and R&D	53

TECHNOLOGY

Sub-Factors	2018	2019	2020	2021	2022
Regulatory framework	50	39	25	30	25
Capital	31	13	05	15	22
Technological framework	56	54	47	35	34

Regulatory framework	Rank	Capital	Rank	Technological framework	Rank
Starting a business	22	IT & media stock market capitalization	50	Communications technology	13
Enforcing contracts	36	Funding for technological development	14	Mobile Broadband subscribers	31
Immigration laws	38	Banking and financial services	20	Wireless broadband	18
Development & application of tech.	10	Country credit rating	34	Internet users	10
Scientific research legislation	25	Venture capital	09	Internet bandwidth speed	46
Intellectual property rights	26	Investment in Telecommunications	19	▷ High-tech exports (%)	61

FUTURE READINESS

Sub-Factors	2018	2019	2020	2021	2022
Adaptive attitudes	43	50	37	46	33
Business agility	48	36	28	35	32
IT integration	33	30	24	24	33

Adaptive attitudes	Rank	Business agility	Rank	IT integration	Rank
E-Participation	50	Opportunities and threats	20	E-Government	38
Internet retailing	48	World robots distribution	50	▶ Public-private partnerships	09
Tablet possession	31	Agility of companies	20	▶ Cyber security	02
Smartphone possession	20	Use of big data and analytics	23	Software piracy	38
Attitudes toward globalization	15	Knowledge transfer	23	Government cyber security capacity	21
		Entrepreneurial fear of failure	46	▷ Privacy protection by law content	61