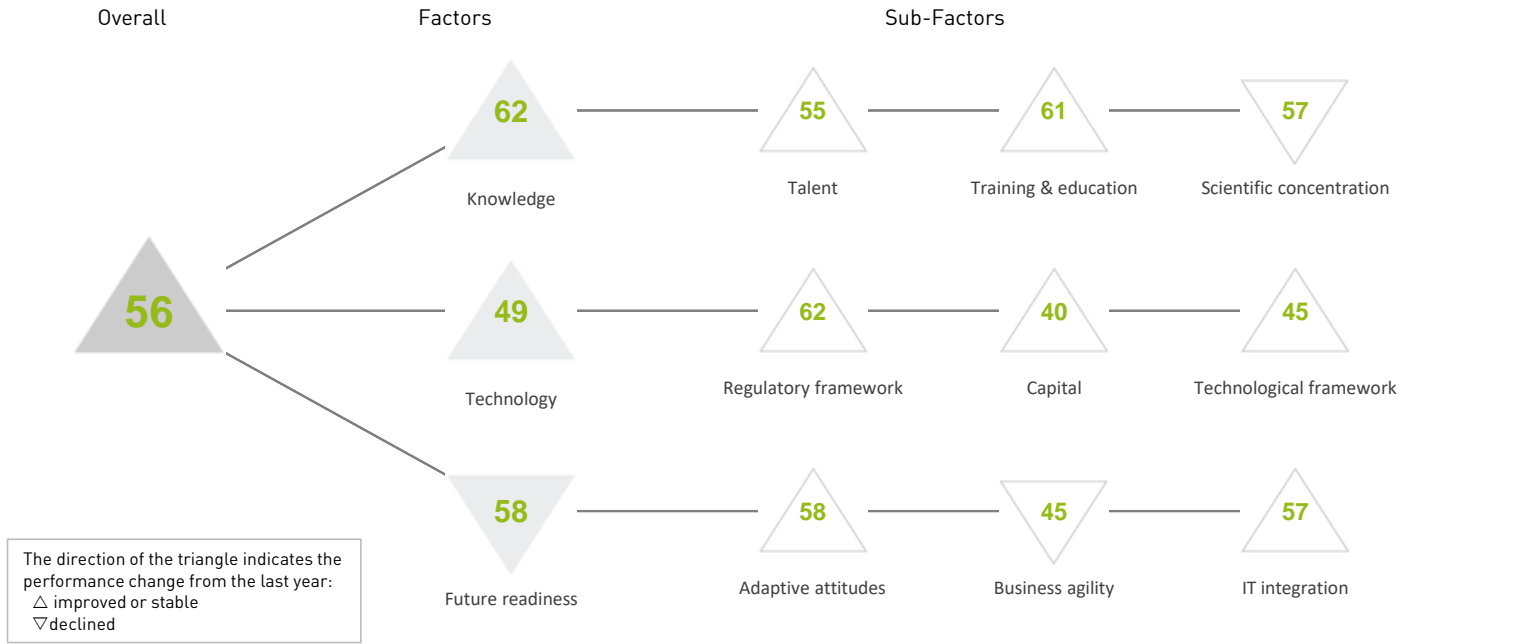


PHILIPPINES

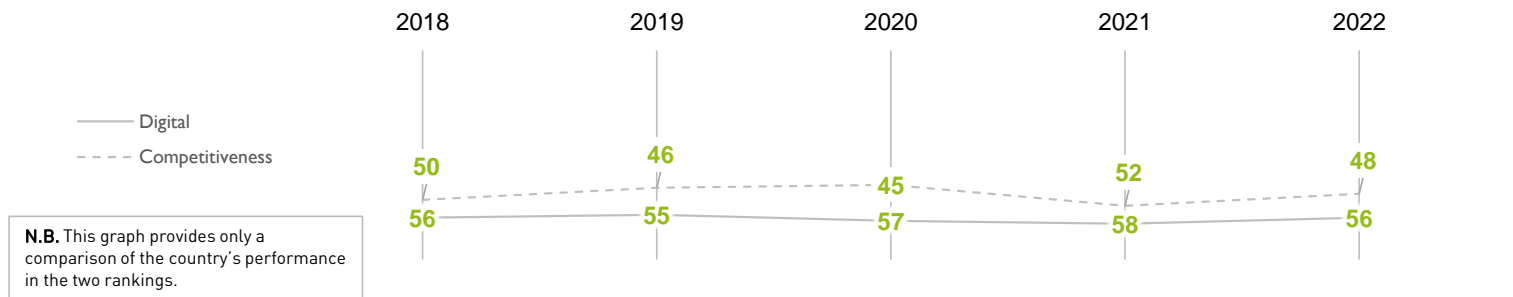
OVERALL PERFORMANCE (63 countries)



OVERALL & FACTORS - 5 years

	2018	2019	2020	2021	2022
OVERALL	56	55	57	58	56
Knowledge	50	51	62	63	62
Technology	58	55	53	54	49
Future readiness	52	54	54	57	58

COMPETITIVENESS & DIGITAL RANKINGS

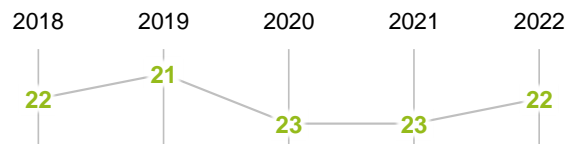


PEER GROUPS RANKINGS

ASIA - PACIFIC (14 countries)



POPULATIONS > 20 MILLION (27 countries)



PHILIPPINES

▶ Overall Top Strengths

▷ Overall Top Weaknesses

KNOWLEDGE

Sub-Factors	2018	2019	2020	2021	2022
Talent	48	41	55	55	55
Training & education	52	54	59	61	61
Scientific concentration	50	54	56	56	57

Talent	Rank
Educational assessment PISA - Math	57
International experience	30
Foreign highly-skilled personnel	45
Management of cities	41
Digital/Technological skills	42
Net flow of international students	39

Training & education	Rank
Employee training	38
▷ Total public expenditure on education	59
Higher education achievement	57
Pupil-teacher ratio (tertiary education)	54
▶ Graduates in Sciences	14
Women with degrees	57

Scientific concentration	Rank
Total expenditure on R&D (%)	54
Total R&D personnel per capita	51
▶ Female researchers	04
R&D productivity by publication	37
▷ Scientific and technical employment	58
High-tech patent grants	37
Robots in Education and R&D	51

TECHNOLOGY

Sub-Factors	2018	2019	2020	2021	2022
Regulatory framework	61	60	62	62	62
Capital	43	40	39	40	40
Technological framework	52	51	49	49	45

Regulatory framework	Rank
▷ Starting a business	62
▷ Enforcing contracts	61
Immigration laws	31
Development & application of tech.	46
Scientific research legislation	51
Intellectual property rights	53

Capital	Rank
IT & media stock market capitalization	28
Funding for technological development	50
Banking and financial services	34
Country credit rating	43
Venture capital	53
▶ Investment in Telecommunications	10

Technological framework	Rank
▷ Communications technology	60
Mobile Broadband subscribers	51
Wireless broadband	31
Internet users	58
Internet bandwidth speed	58
▶ High-tech exports (%)	02

FUTURE READINESS

Sub-Factors	2018	2019	2020	2021	2022
Adaptive attitudes	60	53	57	60	58
Business agility	31	42	32	37	45
IT integration	57	58	56	57	57

Adaptive attitudes	Rank
E-Participation	44
Internet retailing	55
Tablet possession	55
Smartphone possession	54
▶ Attitudes toward globalization	27

Business agility	Rank
Opportunities and threats	31
World robots distribution	39
Agility of companies	40
Use of big data and analytics	38
Knowledge transfer	47
Entrepreneurial fear of failure	-

IT integration	Rank
E-Government	54
Public-private partnerships	31
Cyber security	54
Software piracy	55
Government cyber security capacity	53
Privacy protection by law content	42