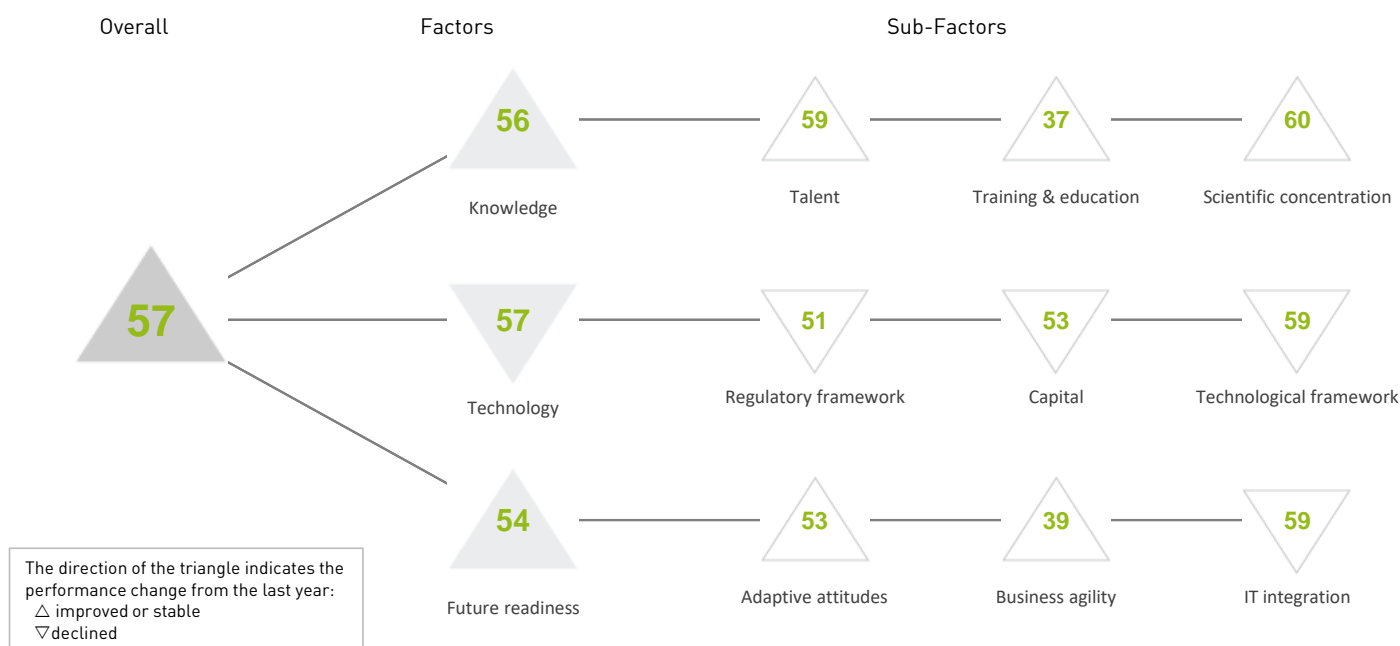


PERU

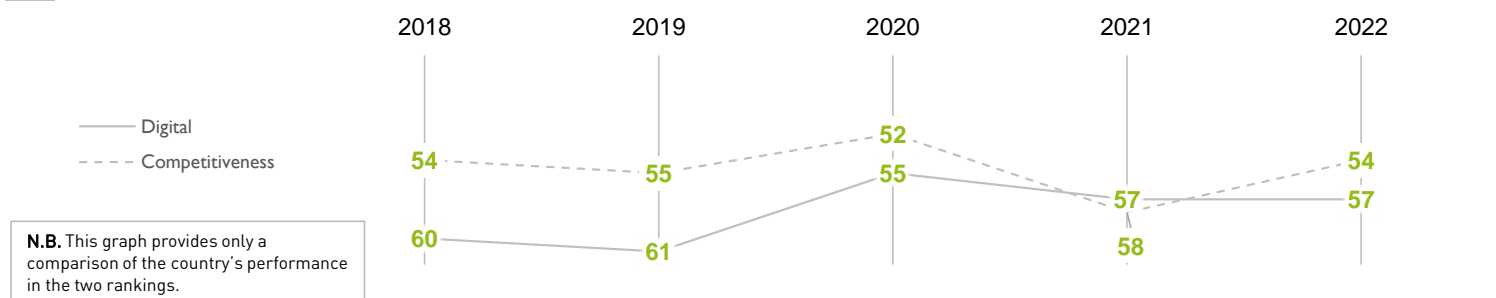
OVERALL PERFORMANCE (63 countries)



OVERALL & FACTORS - 5 years

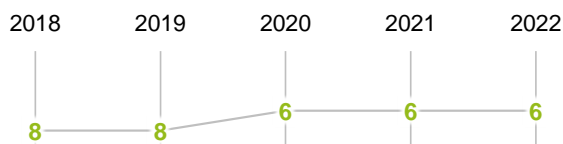
	2018	2019	2020	2021	2022
OVERALL	60	61	55	57	57
Knowledge	60	61	55	59	56
Technology	57	58	58	56	57
Future readiness	60	59	55	54	54

COMPETITIVENESS & DIGITAL RANKINGS



PEER GROUPS RANKINGS

THE AMERICAS (9 countries)



POPULATIONS > 20 MILLION (27 countries)



▶ Overall Top Strengths

▷ Overall Top Weaknesses

KNOWLEDGE

Sub-Factors	2018	2019	2020	2021	2022
Talent	58	59	58	59	59
Training & education	43	42	39	41	37
Scientific concentration	62	62	59	60	60

Talent	Rank	Training & education	Rank	Scientific concentration	Rank
Educational assessment PISA - Math	50	Employee training	53	▷ Total expenditure on R&D (%)	59
International experience	38	Total public expenditure on education	47	Total R&D personnel per capita	-
Foreign highly-skilled personnel	40	▶ Higher education achievement	06	Female researchers	45
▷ Management of cities	59	Pupil-teacher ratio (tertiary education)	51	R&D productivity by publication	28
Digital/Technological skills	59	▶ Graduates in Sciences	10	Scientific and technical employment	52
Net flow of international students	-	Women with degrees	38	High-tech patent grants	57
				Robots in Education and R&D	41

TECHNOLOGY

Sub-Factors	2018	2019	2020	2021	2022
Regulatory framework	49	50	49	49	51
Capital	47	45	37	43	53
Technological framework	59	61	59	58	59

Regulatory framework	Rank	Capital	Rank	Technological framework	Rank
Starting a business	54	IT & media stock market capitalization	56	▷ Communications technology	61
Enforcing contracts	45	Funding for technological development	56	Mobile Broadband subscribers	56
▶ Immigration laws	19	Banking and financial services	53	▷ Wireless broadband	60
Development & application of tech.	55	Country credit rating	40	Internet users	57
Scientific research legislation	56	Venture capital	47	Internet bandwidth speed	56
Intellectual property rights	58	▶ Investment in Telecommunications	09	High-tech exports (%)	57

FUTURE READINESS

Sub-Factors	2018	2019	2020	2021	2022
Adaptive attitudes	59	49	54	54	53
Business agility	50	59	47	39	39
IT integration	59	59	58	56	59

Adaptive attitudes	Rank	Business agility	Rank	IT integration	Rank
E-Participation	43	Opportunities and threats	45	E-Government	53
Internet retailing	53	World robots distribution	53	Public-private partnerships	45
Tablet possession	54	Agility of companies	51	Cyber security	58
Smartphone possession	37	Use of big data and analytics	53	Software piracy	54
Attitudes toward globalization	32	Knowledge transfer	45	▷ Government cyber security capacity	62
		▶ Entrepreneurial fear of failure	04	Privacy protection by law content	53