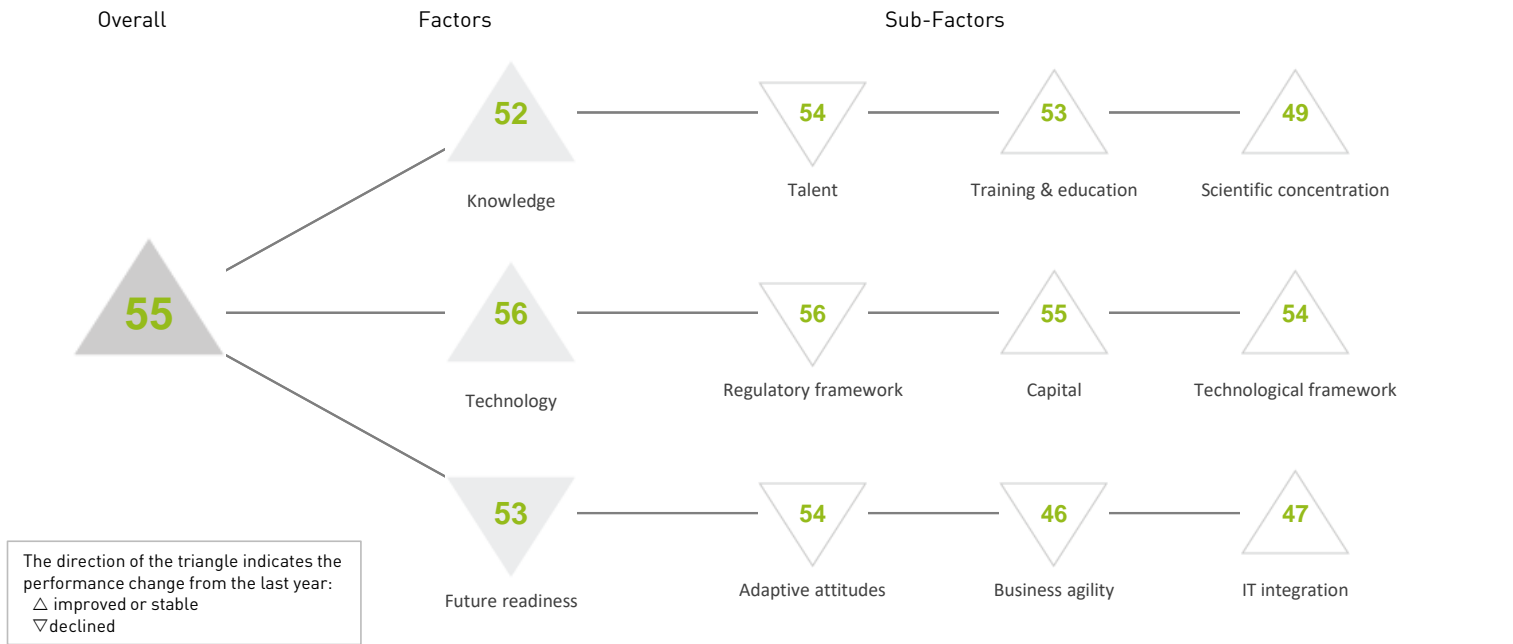


MEXICO

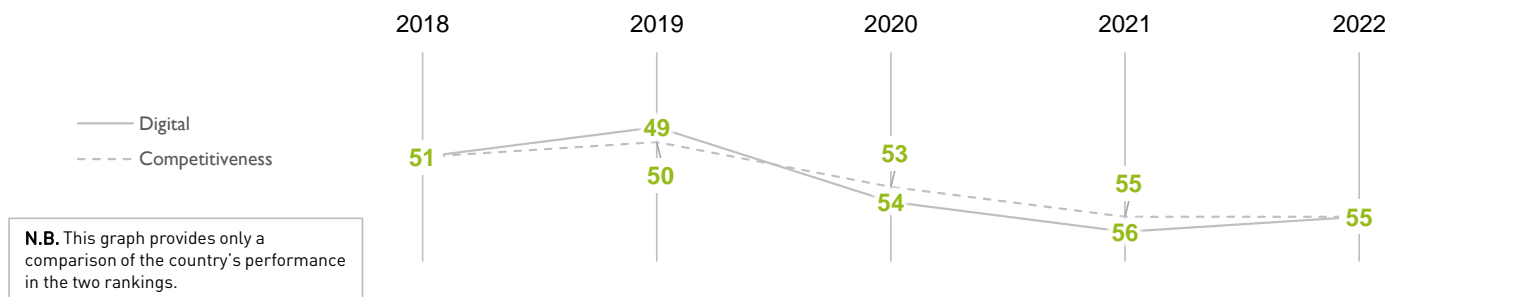
OVERALL PERFORMANCE (63 countries)



OVERALL & FACTORS - 5 years

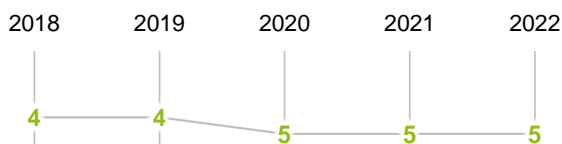
	2018	2019	2020	2021	2022
OVERALL	51	49	54	56	55
Knowledge	54	52	52	54	52
Technology	46	52	56	57	56
Future readiness	50	49	52	51	53

COMPETITIVENESS & DIGITAL RANKINGS



PEER GROUPS RANKINGS

THE AMERICAS (9 countries)



POPULATIONS > 20 MILLION (27 countries)



MEXICO

▶ Overall Top Strengths

▷ Overall Top Weaknesses

KNOWLEDGE

Sub-Factors	2018	2019	2020	2021	2022
Talent	52	55	45	51	54
Training & education	51	53	57	57	53
Scientific concentration	53	40	43	50	49

Talent	Rank	Training & education	Rank	Scientific concentration	Rank
Educational assessment PISA - Math	49	Employee training	43	Total expenditure on R&D (%)	55
International experience	36	Total public expenditure on education	55	Total R&D personnel per capita	50
Foreign highly-skilled personnel	47	Higher education achievement	54	Female researchers	41
Management of cities	57	▶ Pupil-teacher ratio (tertiary education)	15	▶ R&D productivity by publication	05
Digital/Technological skills	48	Graduates in Sciences	24	Scientific and technical employment	44
Net flow of international students	37	Women with degrees	53	High-tech patent grants	54
				▶ Robots in Education and R&D	12

TECHNOLOGY

Sub-Factors	2018	2019	2020	2021	2022
Regulatory framework	45	48	50	54	56
Capital	42	47	53	57	55
Technological framework	50	53	54	54	54

Regulatory framework	Rank	Capital	Rank	Technological framework	Rank
Starting a business	44	IT & media stock market capitalization	20	Communications technology	56
Enforcing contracts	32	▷ Funding for technological development	61	Mobile Broadband subscribers	42
Immigration laws	49	▷ Banking and financial services	58	Wireless broadband	55
▷ Development & application of tech.	58	Country credit rating	47	Internet users	54
▷ Scientific research legislation	61	Venture capital	58	Internet bandwidth speed	52
Intellectual property rights	57	Investment in Telecommunications	29	▶ High-tech exports (%)	18

FUTURE READINESS

Sub-Factors	2018	2019	2020	2021	2022
Adaptive attitudes	40	47	52	52	54
Business agility	57	51	50	41	46
IT integration	53	53	53	52	47

Adaptive attitudes	Rank	Business agility	Rank	IT integration	Rank
E-Participation	34	Opportunities and threats	46	E-Government	50
Internet retailing	44	▶ World robots distribution	09	Public-private partnerships	53
Tablet possession	49	Agility of companies	47	▷ Cyber security	60
Smartphone possession	57	Use of big data and analytics	56	Software piracy	42
Attitudes toward globalization	25	Knowledge transfer	50	Government cyber security capacity	37
		Entrepreneurial fear of failure	34	Privacy protection by law content	20