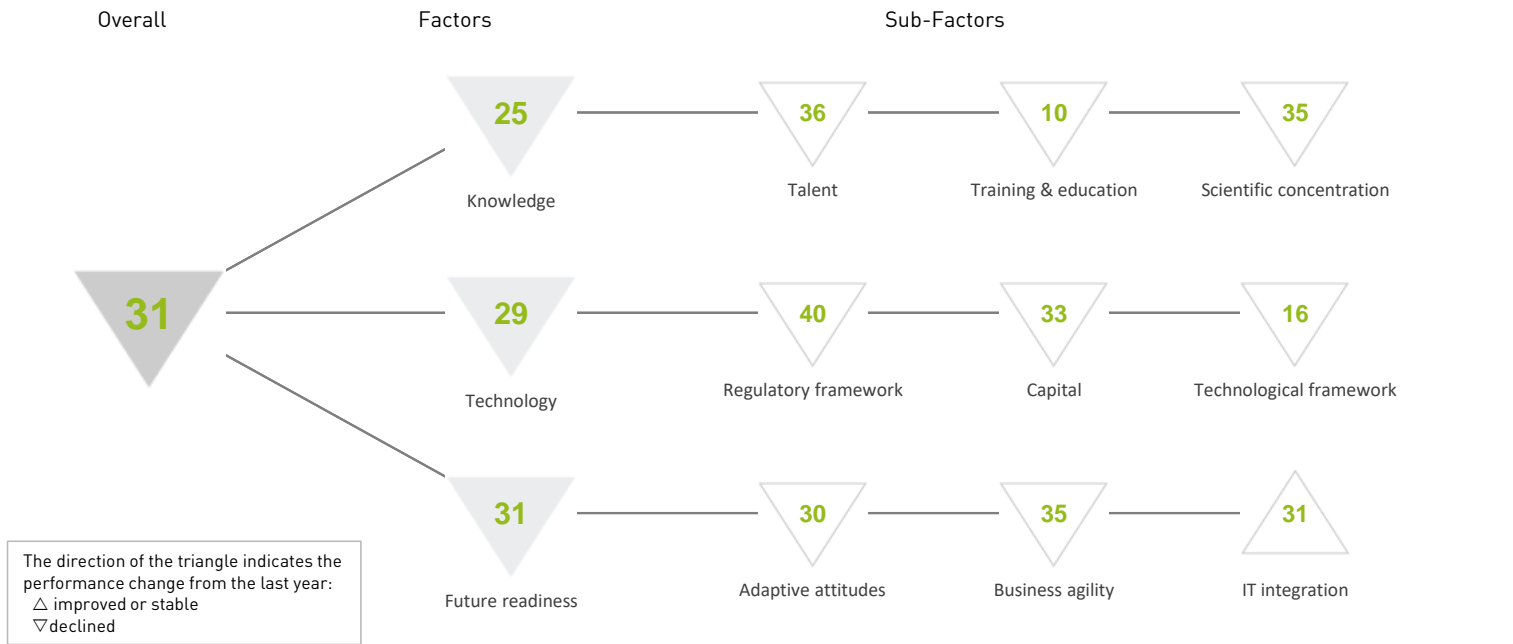


MALAYSIA

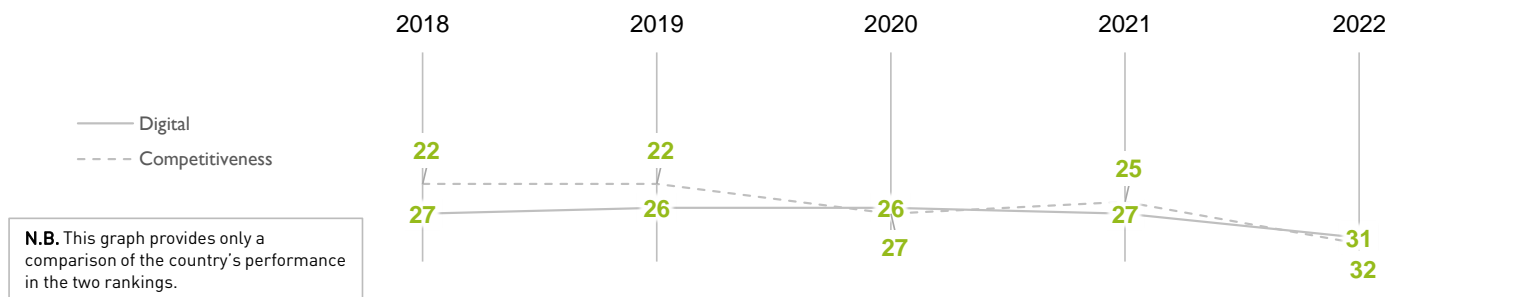
OVERALL PERFORMANCE (63 countries)



OVERALL & FACTORS - 5 years

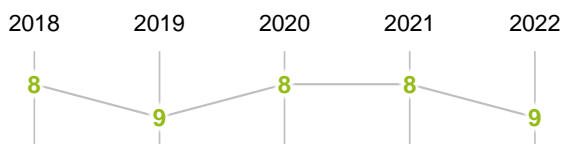
	2018	2019	2020	2021	2022
OVERALL	27	26	26	27	31
Knowledge	17	19	19	22	25
Technology	22	19	20	26	29
Future readiness	29	28	32	29	31

COMPETITIVENESS & DIGITAL RANKINGS




PEER GROUPS RANKINGS

ASIA - PACIFIC (14 countries)



POPULATIONS > 20 MILLION (27 countries)



MALAYSIA

▶ Overall Top Strengths

▷ Overall Top Weaknesses

KNOWLEDGE

Sub-Factors	2018	2019	2020	2021	2022
Talent	24	22	30	30	36
Training & education	10	11	08	09	10
Scientific concentration	30	27	26	32	35

Talent	Rank	Training & education	Rank	Scientific concentration	Rank
Educational assessment PISA - Math	41	Employee training	40	Total expenditure on R&D (%)	40
International experience	31	Total public expenditure on education	41	Total R&D personnel per capita	38
Foreign highly-skilled personnel	31	Higher education achievement	40	▶ Female researchers	07
Management of cities	33	Pupil-teacher ratio (tertiary education)	26	R&D productivity by publication	22
Digital/Technological skills	37	▶ Graduates in Sciences	02	▷ Scientific and technical employment	46
Net flow of international students	33	▶ Women with degrees	04	High-tech patent grants	45
				Robots in Education and R&D	26

TECHNOLOGY

Sub-Factors	2018	2019	2020	2021	2022
Regulatory framework	29	29	35	35	40
Capital	12	14	18	31	33
Technological framework	32	20	15	15	16

Regulatory framework	Rank	Capital	Rank	Technological framework	Rank
▷ Starting a business	51	IT & media stock market capitalization	18	▷ Communications technology	49
Enforcing contracts	27	Funding for technological development	31	Mobile Broadband subscribers	26
Immigration laws	46	Banking and financial services	36	Wireless broadband	22
Development & application of tech.	31	Country credit rating	38	Internet users	26
Scientific research legislation	34	Venture capital	33	Internet bandwidth speed	35
Intellectual property rights	44	Investment in Telecommunications	27	▶ High-tech exports (%)	05

FUTURE READINESS

Sub-Factors	2018	2019	2020	2021	2022
Adaptive attitudes	30	30	30	29	30
Business agility	15	17	30	27	35
IT integration	35	33	33	31	31

Adaptive attitudes	Rank	Business agility	Rank	IT integration	Rank
E-Participation	27	Opportunities and threats	40	E-Government	41
▷ Internet retailing	46	World robots distribution	22	Public-private partnerships	20
Tablet possession	30	Agility of companies	42	Cyber security	33
Smartphone possession	08	Use of big data and analytics	29	Software piracy	45
Attitudes toward globalization	37	Knowledge transfer	27	▶ Government cyber security capacity	05
		Entrepreneurial fear of failure	26	▷ Privacy protection by law content	55