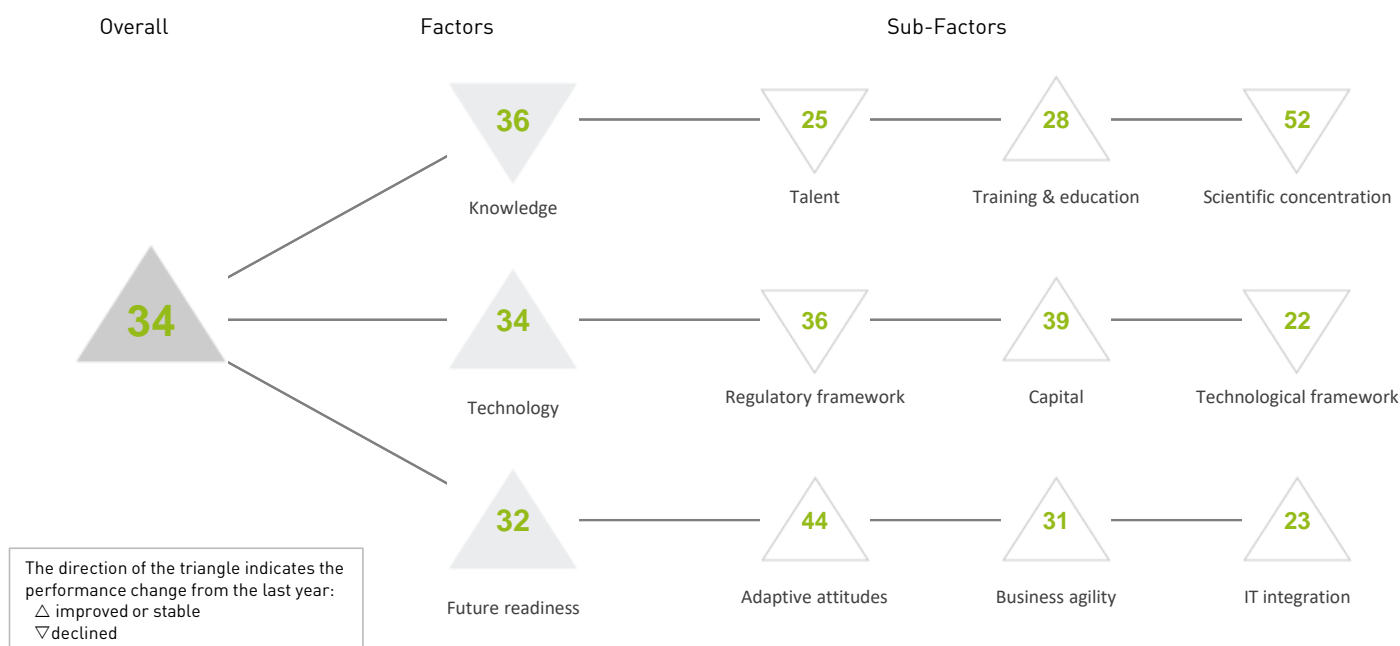


LATVIA

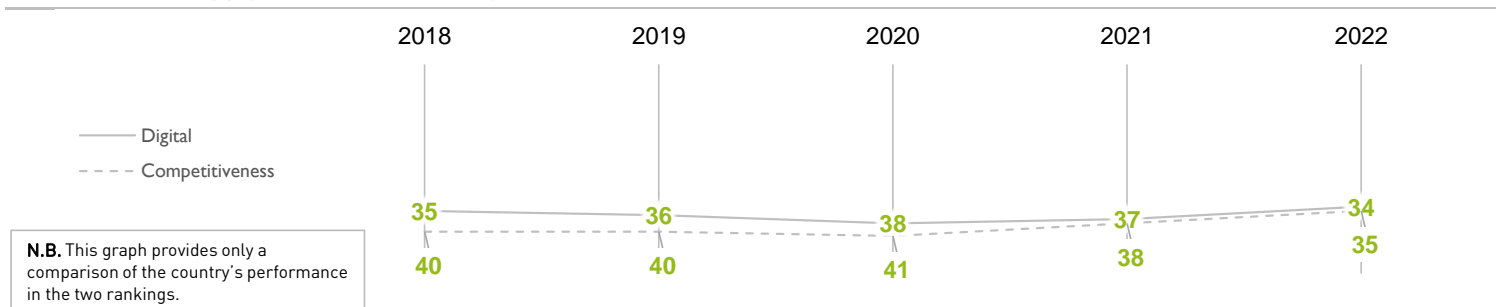
OVERALL PERFORMANCE (63 countries)



OVERALL & FACTORS - 5 years


	2018	2019	2020	2021	2022
OVERALL	35	36	38	37	34
Knowledge	34	36	36	34	36
Technology	32	23	34	34	34
Future readiness	39	45	42	42	32

COMPETITIVENESS & DIGITAL RANKINGS



PEER GROUPS RANKINGS

EUROPE - MIDDLE EAST - AFRICA (40 countries)



POPULATIONS < 20 MILLION (36 countries)



▶ Overall Top Strengths

▷ Overall Top Weaknesses

KNOWLEDGE

Sub-Factors	2018	2019	2020	2021	2022
Talent	28	32	27	24	25
Training & education	28	27	27	30	28
Scientific concentration	46	47	49	51	52

Talent	Rank
Educational assessment PISA - Math	23
International experience	20
Foreign highly-skilled personnel	38
Management of cities	34
Digital/Technological skills	27
Net flow of international students	21

Training & education	Rank
Employee training	23
▶ Total public expenditure on education	12
Higher education achievement	30
Pupil-teacher ratio (tertiary education)	17
Graduates in Sciences	47
Women with degrees	23

Scientific concentration	Rank
Total expenditure on R&D (%)	47
Total R&D personnel per capita	37
▶ Female researchers	05
▷ R&D productivity by publication	55
Scientific and technical employment	40
High-tech patent grants	38
Robots in Education and R&D	47

TECHNOLOGY

Sub-Factors	2018	2019	2020	2021	2022
Regulatory framework	31	30	37	34	36
Capital	36	35	50	46	39
Technological framework	26	14	13	18	22

Regulatory framework	Rank
Starting a business	15
Enforcing contracts	14
▷ Immigration laws	56
Development & application of tech.	32
Scientific research legislation	43
Intellectual property rights	35

Capital	Rank
IT & media stock market capitalization	29
Funding for technological development	33
Banking and financial services	41
Country credit rating	35
Venture capital	24
▷ Investment in Telecommunications	51

Technological framework	Rank
Communications technology	23
Mobile Broadband subscribers	21
Wireless broadband	17
Internet users	28
Internet bandwidth speed	32
High-tech exports (%)	21

FUTURE READINESS

Sub-Factors	2018	2019	2020	2021	2022
Adaptive attitudes	52	52	51	51	44
Business agility	41	47	45	48	31
IT integration	37	44	37	37	23

Adaptive attitudes	Rank
▷ E-Participation	58
Internet retailing	36
Tablet possession	28
Smartphone possession	14
Attitudes toward globalization	46

Business agility	Rank
Opportunities and threats	39
▷ World robots distribution	52
Agility of companies	44
Use of big data and analytics	24
Knowledge transfer	31
▶ Entrepreneurial fear of failure	12

IT integration	Rank
E-Government	43
Public-private partnerships	35
Cyber security	30
Software piracy	40
▶ Government cyber security capacity	11
▶ Privacy protection by law content	02