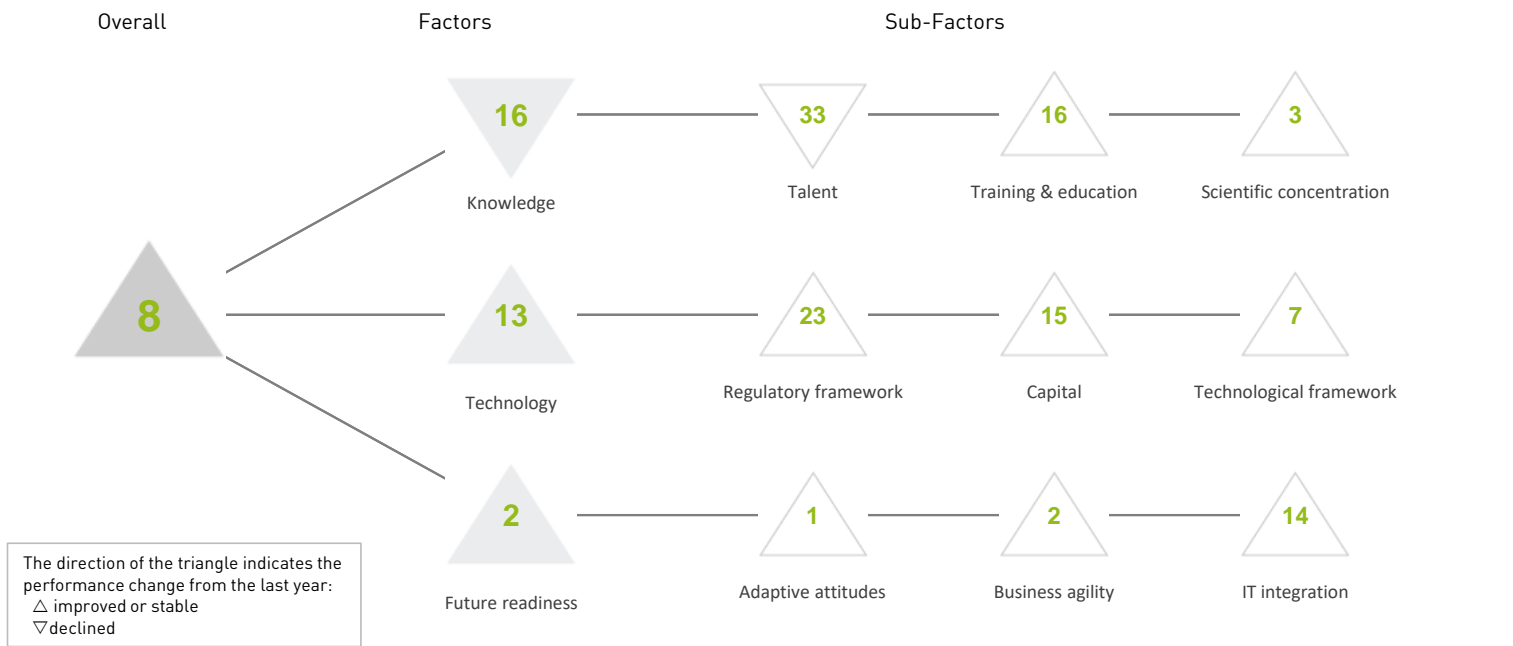


KOREA REP.

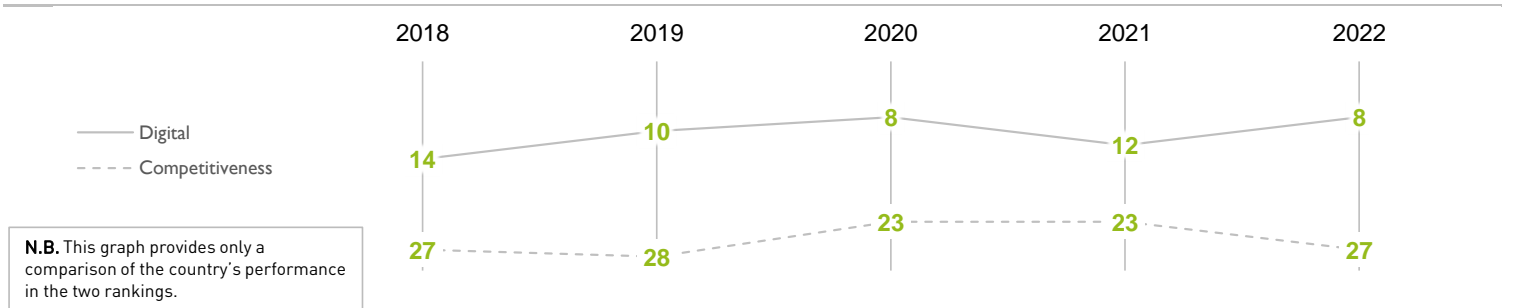
OVERALL PERFORMANCE (63 countries)



OVERALL & FACTORS - 5 years

	2018	2019	2020	2021	2022
OVERALL	14	10	08	12	08
Knowledge	11	11	10	15	16
Technology	17	17	12	13	13
Future readiness	17	04	03	05	02

COMPETITIVENESS & DIGITAL RANKINGS

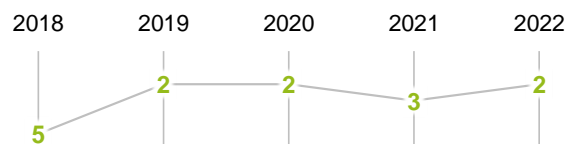


PEER GROUPS RANKINGS

ASIA - PACIFIC (14 countries)



POPULATIONS > 20 MILLION (27 countries)



KOREA REP.

▶ Overall Top Strengths

▷ Overall Top Weaknesses

KNOWLEDGE

Sub-Factors	2018	2019	2020	2021	2022
Talent	26	30	21	26	33
Training & education	08	05	11	16	16
Scientific concentration	07	06	04	03	03

Talent	Rank	Training & education	Rank	Scientific concentration	Rank
Educational assessment PISA - Math	06	Employee training	34	▶ Total expenditure on R&D (%)	02
▷ International experience	59	Total public expenditure on education	42	Total R&D personnel per capita	03
▷ Foreign highly-skilled personnel	49	Higher education achievement	04	▷ Female researchers	53
Management of cities	07	Pupil-teacher ratio (tertiary education)	30	R&D productivity by publication	26
Digital/Technological skills	46	Graduates in Sciences	11	Scientific and technical employment	33
Net flow of international students	38	Women with degrees	20	High-tech patent grants	04
				Robots in Education and R&D	07

TECHNOLOGY

Sub-Factors	2018	2019	2020	2021	2022
Regulatory framework	27	26	26	23	23
Capital	44	29	25	16	15
Technological framework	02	07	03	07	07

Regulatory framework	Rank	Capital	Rank	Technological framework	Rank
Starting a business	19	IT & media stock market capitalization	04	Communications technology	12
▶ Enforcing contracts	02	Funding for technological development	30	Mobile Broadband subscribers	15
Immigration laws	29	▷ Banking and financial services	47	Wireless broadband	25
▷ Development & application of tech.	48	Country credit rating	17	Internet users	08
Scientific research legislation	31	Venture capital	35	Internet bandwidth speed	12
Intellectual property rights	37	Investment in Telecommunications	15	High-tech exports (%)	06

FUTURE READINESS

Sub-Factors	2018	2019	2020	2021	2022
Adaptive attitudes	03	04	01	02	01
Business agility	47	05	03	05	02
IT integration	20	21	15	16	14

Adaptive attitudes	Rank	Business agility	Rank	IT integration	Rank
▶ E-Participation	01	Opportunities and threats	35	E-Government	02
▶ Internet retailing	01	World robots distribution	03	Public-private partnerships	46
Tablet possession	26	Agility of companies	16	Cyber security	28
Smartphone possession	04	Use of big data and analytics	34	Software piracy	20
Attitudes toward globalization	11	Knowledge transfer	30	Government cyber security capacity	06
		▶ Entrepreneurial fear of failure	02	Privacy protection by law content	33