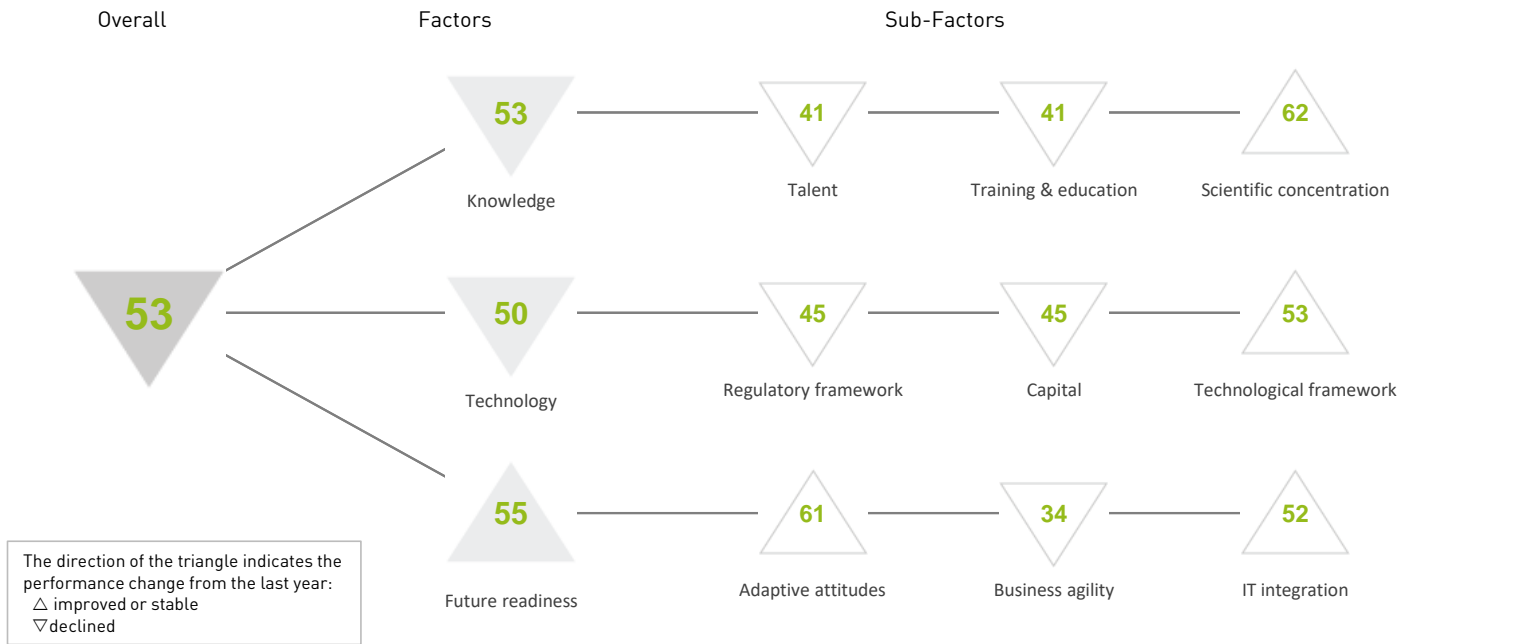


JORDAN

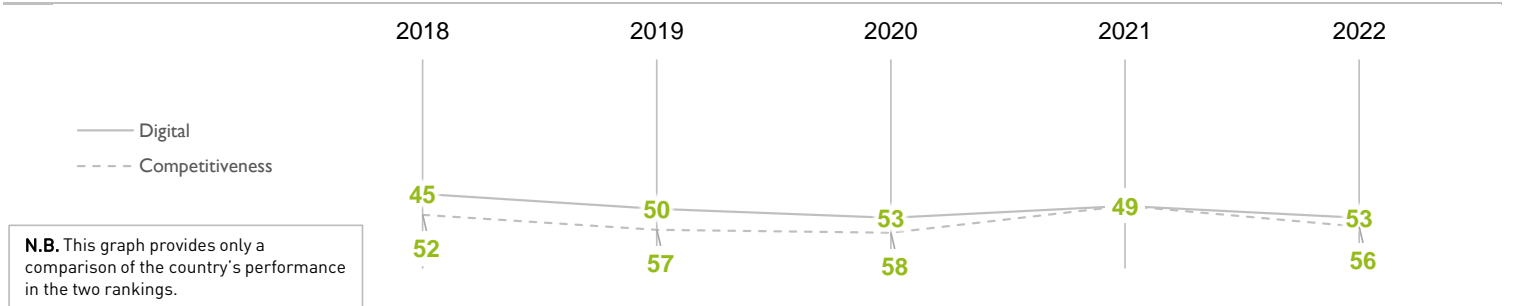
OVERALL PERFORMANCE (63 countries)



OVERALL & FACTORS - 5 years

	2018	2019	2020	2021	2022
OVERALL	45	50	53	49	53
Knowledge	56	49	54	48	53
Technology	48	53	44	43	50
Future readiness	41	52	58	56	55

COMPETITIVENESS & DIGITAL RANKINGS

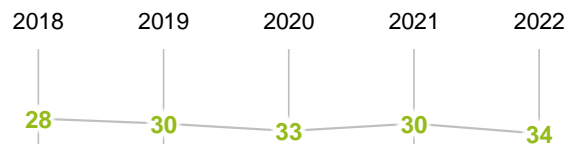


PEER GROUPS RANKINGS

EUROPE - MIDDLE EAST - AFRICA (40 countries)



POPULATIONS < 20 MILLION (36 countries)



JORDAN

▶ Overall Top Strengths

▷ Overall Top Weaknesses

KNOWLEDGE

Sub-Factors	2018	2019	2020	2021	2022
Talent	39	43	40	34	41
Training & education	41	32	33	33	41
Scientific concentration	63	63	63	62	62

Talent	Rank
Educational assessment PISA - Math	51
▶ International experience	16
Foreign highly-skilled personnel	39
Management of cities	53
Digital/Technological skills	21
Net flow of international students	27

Training & education	Rank
Employee training	39
▷ Total public expenditure on education	60
Higher education achievement	-
▶ Pupil-teacher ratio (tertiary education)	21
▶ Graduates in Sciences	12
Women with degrees	44

Scientific concentration	Rank
Total expenditure on R&D (%)	46
Total R&D personnel per capita	-
Female researchers	54
R&D productivity by publication	54
Scientific and technical employment	43
High-tech patent grants	51
Robots in Education and R&D	-

TECHNOLOGY

Sub-Factors	2018	2019	2020	2021	2022
Regulatory framework	43	47	42	38	45
Capital	39	41	38	41	45
Technological framework	54	55	53	53	53

Regulatory framework	Rank
Starting a business	49
Enforcing contracts	52
Immigration laws	39
Development & application of tech.	34
Scientific research legislation	35
Intellectual property rights	47

Capital	Rank
IT & media stock market capitalization	51
Funding for technological development	36
Banking and financial services	24
Country credit rating	58
Venture capital	27
Investment in Telecommunications	24

Technological framework	Rank
Communications technology	46
Mobile Broadband subscribers	40
Wireless broadband	57
Internet users	51
Internet bandwidth speed	48
▷ High-tech exports (%)	60

FUTURE READINESS

Sub-Factors	2018	2019	2020	2021	2022
Adaptive attitudes	58	61	61	61	61
Business agility	23	22	37	28	34
IT integration	42	54	57	54	52

Adaptive attitudes	Rank
▷ E-Participation	60
▷ Internet retailing	60
Tablet possession	53
▶ Smartphone possession	08
Attitudes toward globalization	44

Business agility	Rank
Opportunities and threats	36
World robots distribution	-
Agility of companies	43
▶ Use of big data and analytics	10
Knowledge transfer	22
Entrepreneurial fear of failure	49

IT integration	Rank
▷ E-Government	60
Public-private partnerships	24
Cyber security	25
Software piracy	47
Government cyber security capacity	28
Privacy protection by law content	45