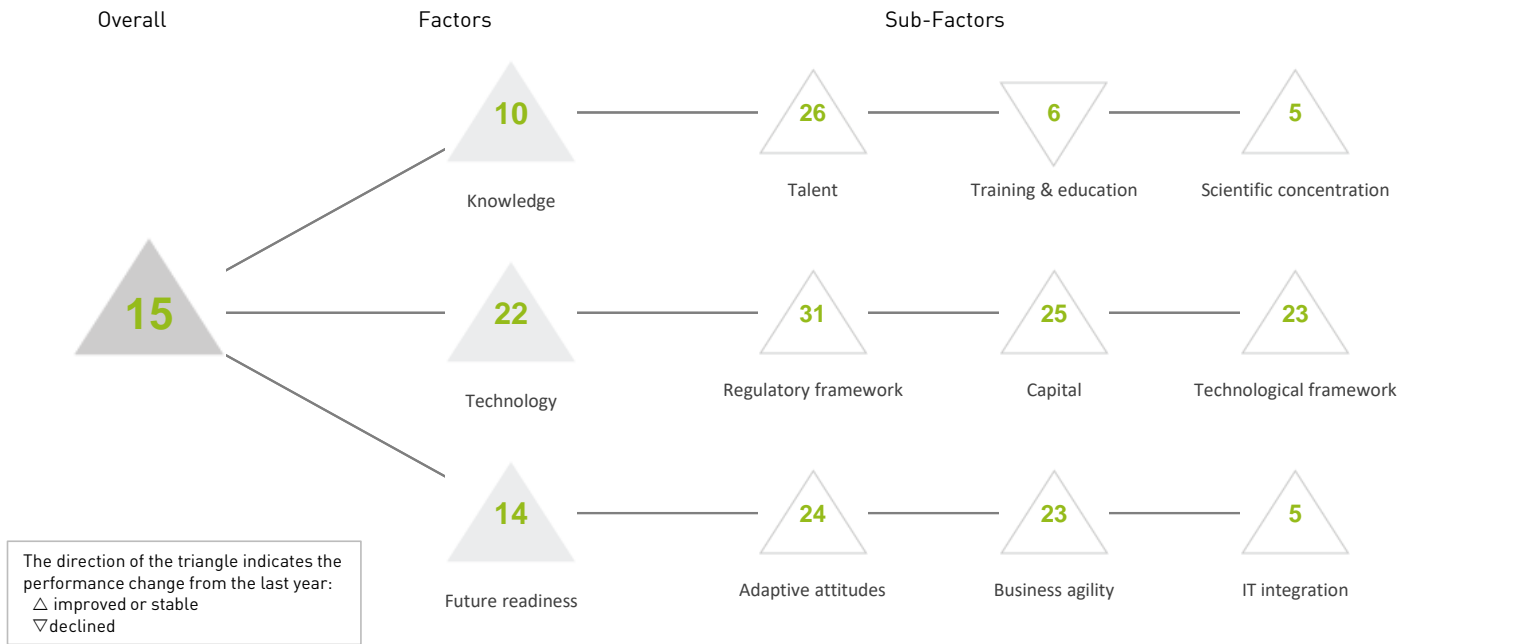


ISRAEL

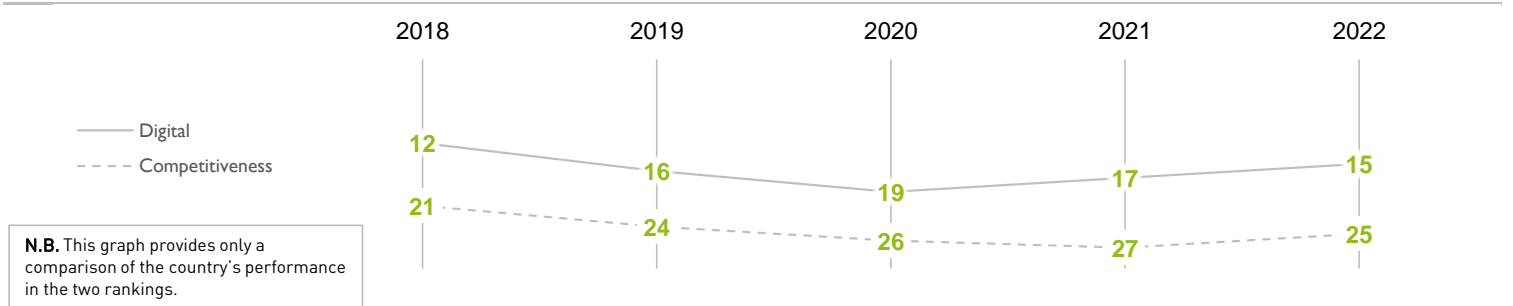
OVERALL PERFORMANCE (63 countries)



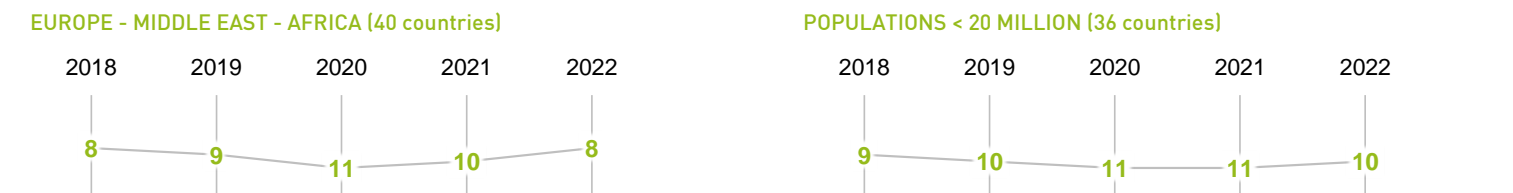
OVERALL & FACTORS - 5 years

	2018	2019	2020	2021	2022
OVERALL	12	16	19	17	15
Knowledge	02	08	09	12	10
Technology	25	30	32	27	22
Future readiness	07	19	23	21	14

COMPETITIVENESS & DIGITAL RANKINGS



PEER GROUPS RANKINGS



ISRAEL

▶ Overall Top Strengths

▷ Overall Top Weaknesses

KNOWLEDGE

Sub-Factors	2018	2019	2020	2021	2022
Talent	19	27	28	27	26
Training & education	02	03	01	03	06
Scientific concentration	02	05	03	09	05

Talent	Rank
Educational assessment PISA - Math	37
International experience	24
Foreign highly-skilled personnel	27
Management of cities	27
Digital/Technological skills	19
Net flow of international students	-

Training & education	Rank
Employee training	36
▶ Total public expenditure on education	06
Higher education achievement	25
Pupil-teacher ratio (tertiary education)	-
Graduates in Sciences	-
▶ Women with degrees	06

Scientific concentration	Rank
▶ Total expenditure on R&D (%)	01
Total R&D personnel per capita	-
Female researchers	-
▷ R&D productivity by publication	52
▶ Scientific and technical employment	06
High-tech patent grants	19
Robots in Education and R&D	38

TECHNOLOGY

Sub-Factors	2018	2019	2020	2021	2022
Regulatory framework	30	32	32	31	31
Capital	20	20	26	28	25
Technological framework	20	35	36	26	23

Regulatory framework	Rank
Starting a business	17
▷ Enforcing contracts	46
Immigration laws	37
Development & application of tech.	13
Scientific research legislation	12
Intellectual property rights	22

Capital	Rank
IT & media stock market capitalization	12
Funding for technological development	08
Banking and financial services	32
Country credit rating	25
Venture capital	22
▷ Investment in Telecommunications	58

Technological framework	Rank
▷ Communications technology	41
Mobile Broadband subscribers	24
Wireless broadband	19
Internet users	37
Internet bandwidth speed	31
High-tech exports (%)	09

FUTURE READINESS

Sub-Factors	2018	2019	2020	2021	2022
Adaptive attitudes	17	21	26	25	24
Business agility	02	19	29	31	23
IT integration	04	16	14	13	05

Adaptive attitudes	Rank
▷ E-Participation	50
Internet retailing	15
Tablet possession	21
Smartphone possession	32
Attitudes toward globalization	20

Business agility	Rank
Opportunities and threats	24
World robots distribution	38
Agility of companies	24
Use of big data and analytics	08
Knowledge transfer	12
Entrepreneurial fear of failure	31

IT integration	Rank
E-Government	28
Public-private partnerships	08
Cyber security	08
Software piracy	17
▶ Government cyber security capacity	01
Privacy protection by law content	22