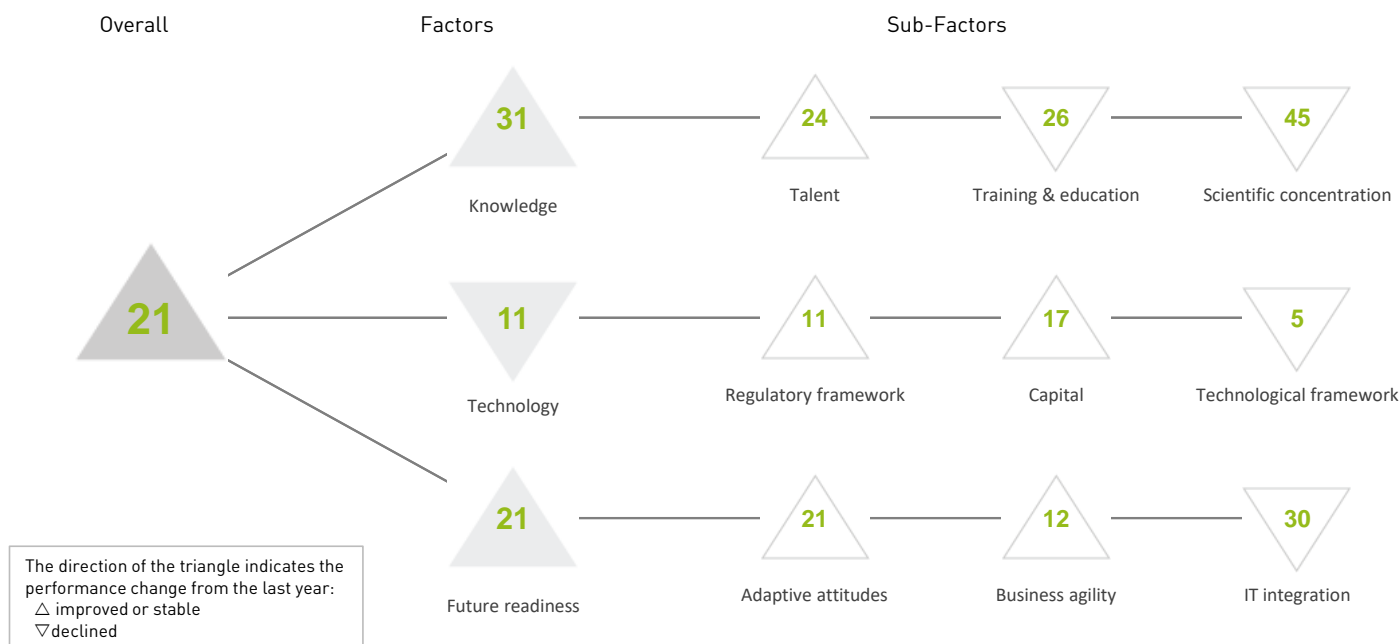


ICELAND

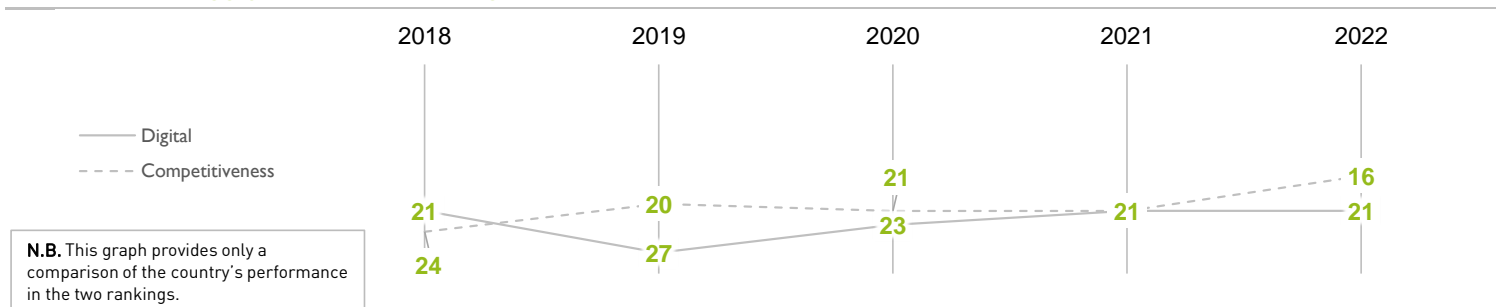
OVERALL PERFORMANCE (63 countries)



OVERALL & FACTORS - 5 years

	2018	2019	2020	2021	2022
OVERALL	21	27	23	21	21
Knowledge	28	29	27	33	31
Technology	18	20	21	10	11
Future readiness	19	26	22	25	21

COMPETITIVENESS & DIGITAL RANKINGS

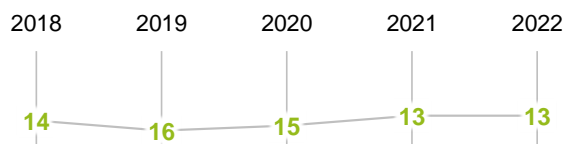


PEER GROUPS RANKINGS

EUROPE - MIDDLE EAST - AFRICA (40 countries)



POPULATIONS < 20 MILLION (36 countries)



ICELAND

▶ Overall Top Strengths

▷ Overall Top Weaknesses

KNOWLEDGE

Sub-Factors	2018	2019	2020	2021	2022
Talent	37	34	33	35	24
Training & education	18	18	15	22	26
Scientific concentration	35	39	46	39	45

Talent	Rank	Training & education	Rank	Scientific concentration	Rank
Educational assessment PISA - Math	25	Employee training	35	Total expenditure on R&D (%)	13
International experience	35	▶ Total public expenditure on education	04	Total R&D personnel per capita	06
Foreign highly-skilled personnel	34	Higher education achievement	41	Female researchers	13
Management of cities	22	Pupil-teacher ratio (tertiary education)	36	▷ R&D productivity by publication	61
▶ Digital/Technological skills	01	Graduates in Sciences	46	Scientific and technical employment	25
▷ Net flow of international students	56	Women with degrees	21	High-tech patent grants	49
				▷ Robots in Education and R&D	53

TECHNOLOGY

Sub-Factors	2018	2019	2020	2021	2022
Regulatory framework	18	15	15	14	11
Capital	40	39	35	26	17
Technological framework	12	15	16	03	05

Regulatory framework	Rank	Capital	Rank	Technological framework	Rank
Starting a business	32	IT & media stock market capitalization	-	Communications technology	06
Enforcing contracts	25	Funding for technological development	12	Mobile Broadband subscribers	30
Immigration laws	06	Banking and financial services	12	Wireless broadband	09
Development & application of tech.	07	Country credit rating	32	▶ Internet users	03
Scientific research legislation	16	Venture capital	19	Internet bandwidth speed	05
Intellectual property rights	09	Investment in Telecommunications	28	High-tech exports (%)	10

FUTURE READINESS

Sub-Factors	2018	2019	2020	2021	2022
Adaptive attitudes	18	28	25	31	21
Business agility	11	24	19	16	12
IT integration	28	28	27	27	30

Adaptive attitudes	Rank	Business agility	Rank	IT integration	Rank
E-Participation	40	▶ Opportunities and threats	03	E-Government	12
Internet retailing	23	▷ World robots distribution	54	Public-private partnerships	32
Tablet possession	-	▶ Agility of companies	02	Cyber security	17
Smartphone possession	-	Use of big data and analytics	17	Software piracy	34
Attitudes toward globalization	04	Knowledge transfer	18	▷ Government cyber security capacity	52
		Entrepreneurial fear of failure	-	Privacy protection by law content	32