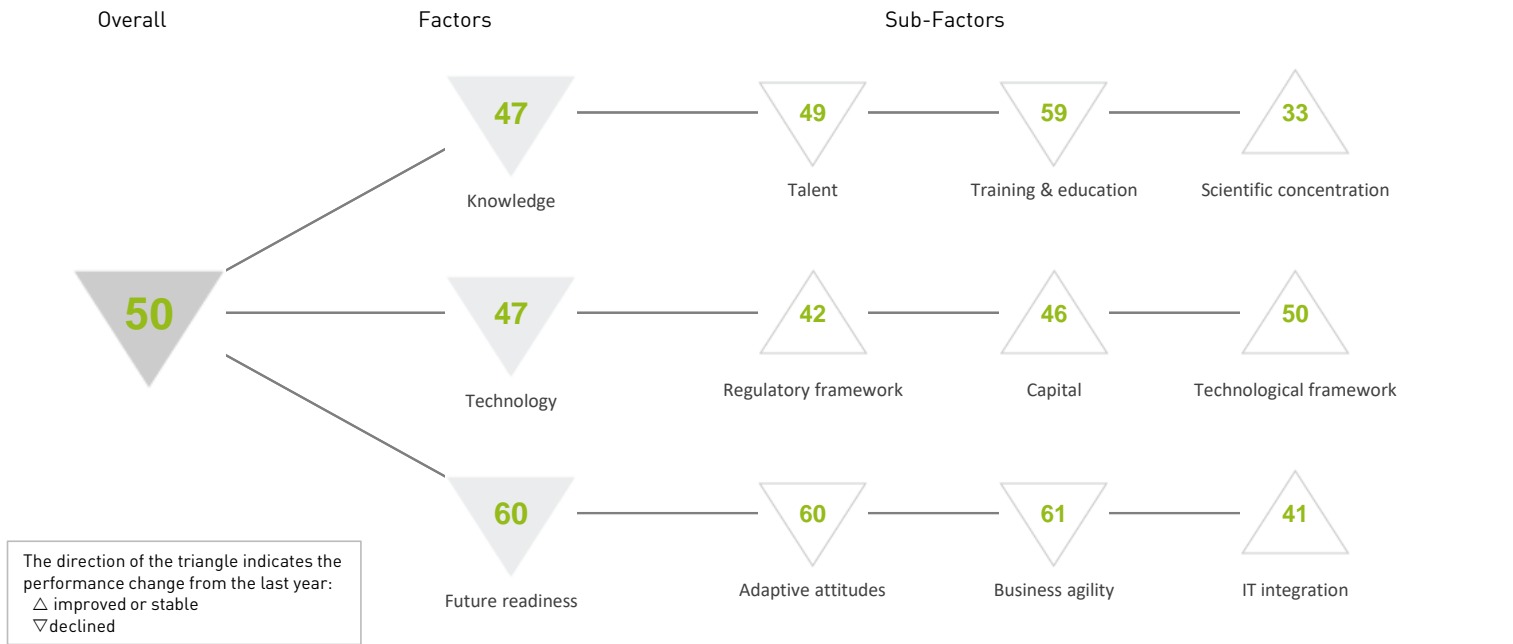


# GREECE

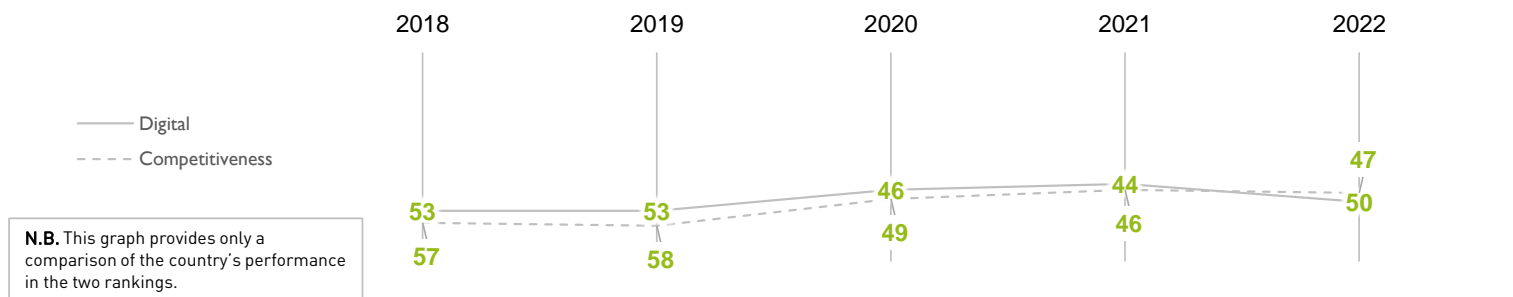
## OVERALL PERFORMANCE (63 countries)



## OVERALL & FACTORS - 5 years

	2018	2019	2020	2021	2022
OVERALL	53	53	46	44	50
Knowledge	51	53	48	45	47
Technology	51	54	43	46	47
Future readiness	46	53	46	43	60

## COMPETITIVENESS & DIGITAL RANKINGS

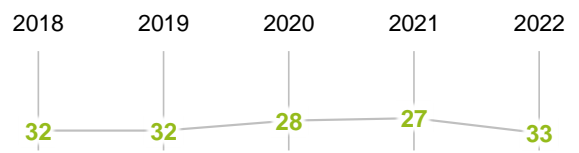


## PEER GROUPS RANKINGS

### EUROPE - MIDDLE EAST - AFRICA (40 countries)



### POPULATIONS < 20 MILLION (36 countries)



## GREECE

▶ Overall Top Strengths

▷ Overall Top Weaknesses

## KNOWLEDGE

Sub-Factors	2018	2019	2020	2021	2022
Talent	50	53	50	42	49
Training & education	58	60	56	55	59
Scientific concentration	37	34	36	35	33

Talent	Rank	Training & education	Rank	Scientific concentration	Rank
Educational assessment PISA - Math	39	Employee training	54	Total expenditure on R&D (%)	28
International experience	39	Total public expenditure on education	43	Total R&D personnel per capita	26
▷ Foreign highly-skilled personnel	57	Higher education achievement	32	Female researchers	23
Management of cities	44	▷ Pupil-teacher ratio (tertiary education)	58	R&D productivity by publication	32
Digital/Technological skills	47	▶ Graduates in Sciences	18	▶ Scientific and technical employment	13
Net flow of international students	51	Women with degrees	36	High-tech patent grants	47
				Robots in Education and R&D	38

## TECHNOLOGY

Sub-Factors	2018	2019	2020	2021	2022
Regulatory framework	47	52	41	43	42
Capital	54	52	49	52	46
Technological framework	48	49	46	50	50

Regulatory framework	Rank	Capital	Rank	Technological framework	Rank
▶ Starting a business	06	▶ IT & media stock market capitalization	13	Communications technology	48
▷ Enforcing contracts	59	Funding for technological development	44	Mobile Broadband subscribers	47
Immigration laws	27	Banking and financial services	57	Wireless broadband	30
Development & application of tech.	45	Country credit rating	55	Internet users	50
Scientific research legislation	44	Venture capital	49	Internet bandwidth speed	51
Intellectual property rights	41	▶ Investment in Telecommunications	22	High-tech exports (%)	31

## FUTURE READINESS

Sub-Factors	2018	2019	2020	2021	2022
Adaptive attitudes	50	41	44	43	60
Business agility	49	60	55	51	61
IT integration	47	50	45	41	41

Adaptive attitudes	Rank	Business agility	Rank	IT integration	Rank
E-Participation	39	Opportunities and threats	48	E-Government	37
Internet retailing	33	World robots distribution	43	Public-private partnerships	39
Tablet possession	39	Agility of companies	52	Cyber security	48
▷ Smartphone possession	59	▷ Use of big data and analytics	62	Software piracy	53
Attitudes toward globalization	41	Knowledge transfer	54	Government cyber security capacity	35
		Entrepreneurial fear of failure	42	Privacy protection by law content	35