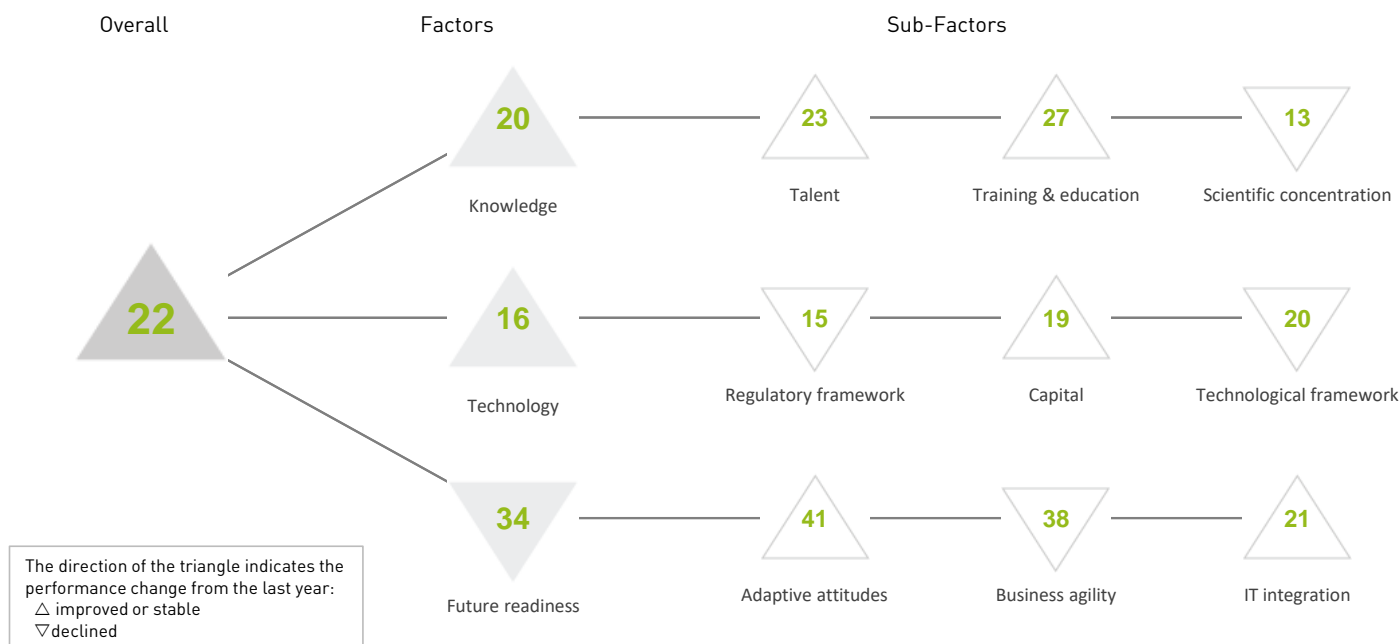


FRANCE

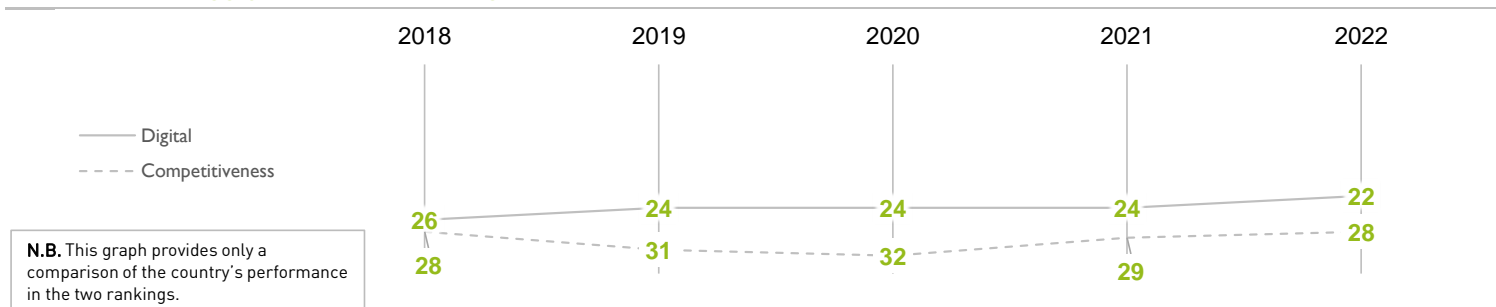
OVERALL PERFORMANCE (63 countries)



OVERALL & FACTORS - 5 years

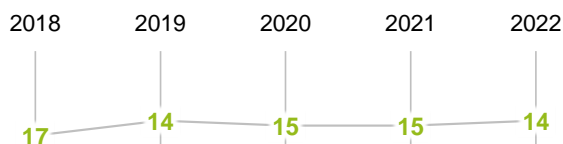
	2018	2019	2020	2021	2022
OVERALL	26	24	24	24	22
Knowledge	20	20	20	20	20
Technology	19	16	15	16	16
Future readiness	27	29	31	31	34

COMPETITIVENESS & DIGITAL RANKINGS

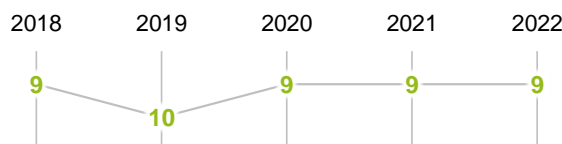


PEER GROUPS RANKINGS

EUROPE - MIDDLE EAST - AFRICA (40 countries)



POPULATIONS > 20 MILLION (27 countries)



FRANCE

▶ Overall Top Strengths

▷ Overall Top Weaknesses

KNOWLEDGE

Sub-Factors	2018	2019	2020	2021	2022
Talent	21	24	25	23	23
Training & education	33	28	36	27	27
Scientific concentration	17	12	13	12	13

Talent	Rank
Educational assessment PISA - Math	24
International experience	42
Foreign highly-skilled personnel	24
Management of cities	15
Digital/Technological skills	28
Net flow of international students	19

Training & education	Rank
Employee training	17
Total public expenditure on education	20
Higher education achievement	21
Pupil-teacher ratio (tertiary education)	39
Graduates in Sciences	25
Women with degrees	29

Scientific concentration	Rank
Total expenditure on R&D (%)	15
Total R&D personnel per capita	20
▷ Female researchers	46
R&D productivity by publication	17
Scientific and technical employment	15
High-tech patent grants	15
▶ Robots in Education and R&D	05

TECHNOLOGY

Sub-Factors	2018	2019	2020	2021	2022
Regulatory framework	05	08	09	10	15
Capital	25	18	20	21	19
Technological framework	28	22	19	17	20

Regulatory framework	Rank
Starting a business	21
Enforcing contracts	15
▶ Immigration laws	14
Development & application of tech.	36
Scientific research legislation	23
Intellectual property rights	16

Capital	Rank
IT & media stock market capitalization	30
Funding for technological development	29
Banking and financial services	33
Country credit rating	15
Venture capital	21
Investment in Telecommunications	16

Technological framework	Rank
Communications technology	18
Mobile Broadband subscribers	29
Wireless broadband	37
Internet users	27
▶ Internet bandwidth speed	13
▶ High-tech exports (%)	13

FUTURE READINESS

Sub-Factors	2018	2019	2020	2021	2022
Adaptive attitudes	32	36	36	48	41
Business agility	36	39	36	33	38
IT integration	19	19	21	22	21

Adaptive attitudes	Rank
E-Participation	18
Internet retailing	18
▷ Tablet possession	48
Smartphone possession	20
▷ Attitudes toward globalization	63

Business agility	Rank
▷ Opportunities and threats	51
▶ World robots distribution	08
▷ Agility of companies	49
Use of big data and analytics	43
Knowledge transfer	34
Entrepreneurial fear of failure	23

IT integration	Rank
E-Government	19
Public-private partnerships	27
Cyber security	34
Software piracy	20
Government cyber security capacity	20
Privacy protection by law content	30