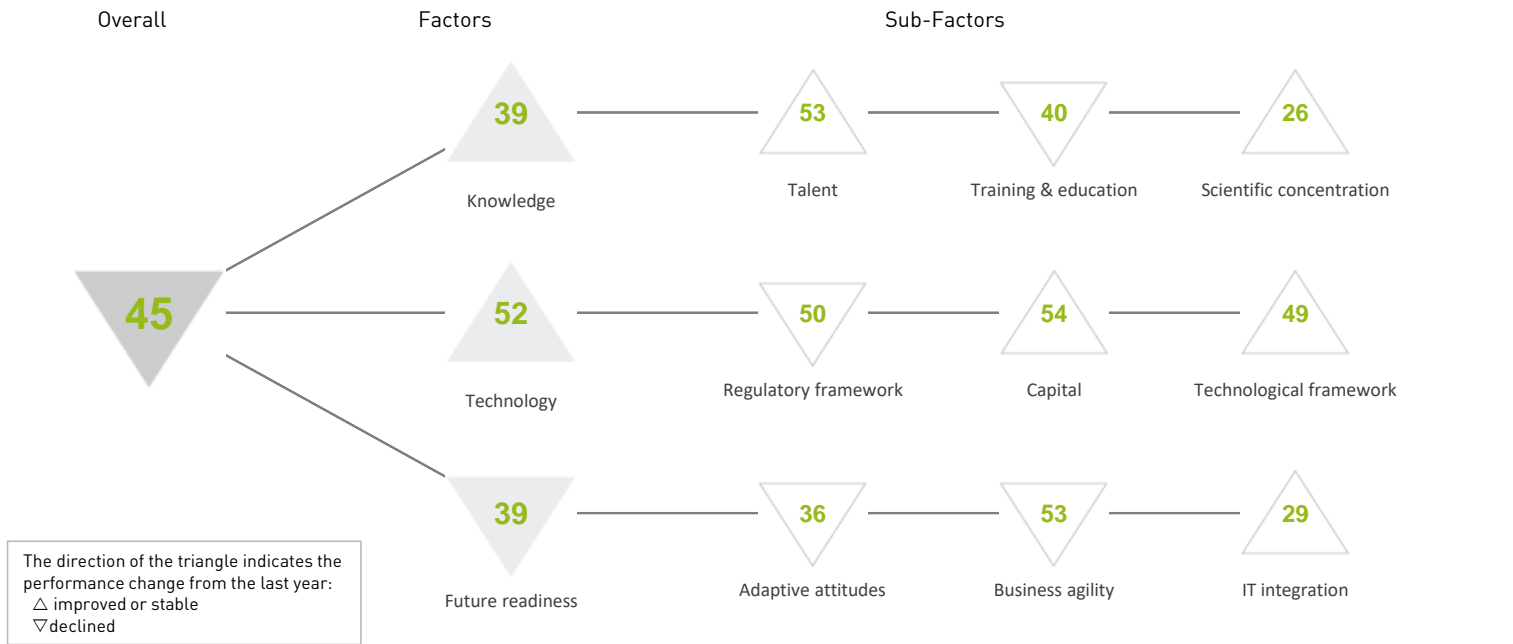


CYPRUS

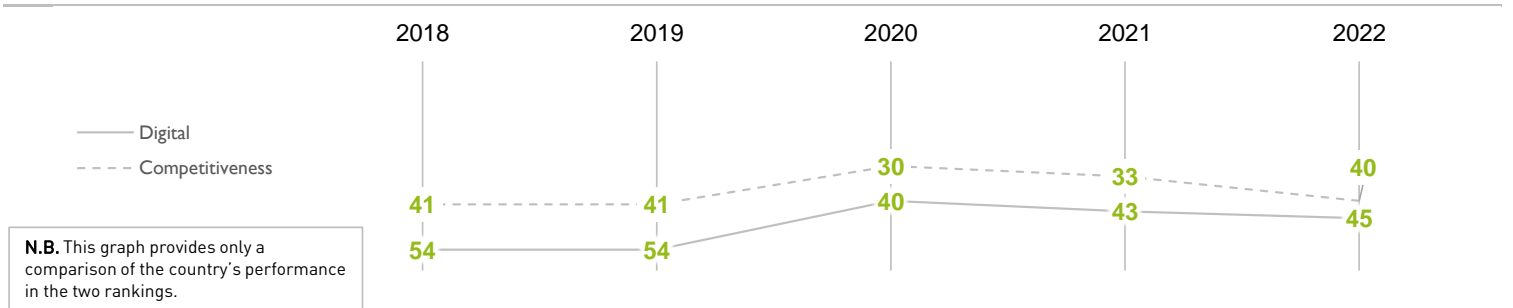
OVERALL PERFORMANCE (63 countries)



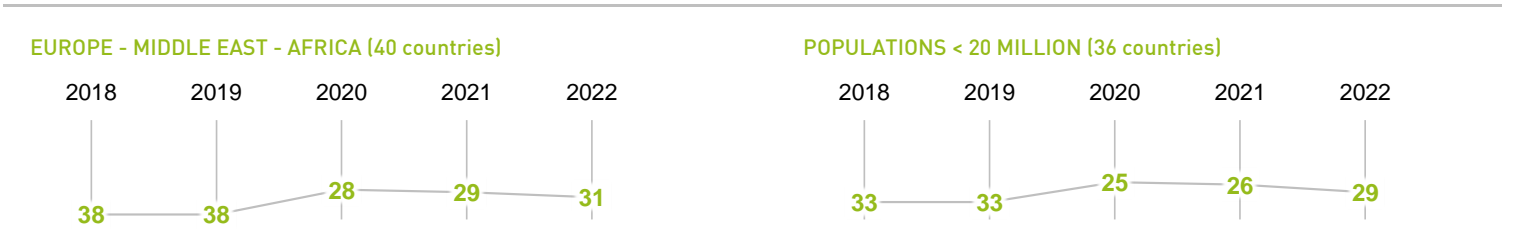
OVERALL & FACTORS - 5 years

	2018	2019	2020	2021	2022
OVERALL	54	54	40	43	45
Knowledge	55	55	40	39	39
Technology	56	59	52	53	52
Future readiness	44	40	29	34	39

COMPETITIVENESS & DIGITAL RANKINGS



PEER GROUPS RANKINGS



CYPRUS

▶ Overall Top Strengths

▷ Overall Top Weaknesses

KNOWLEDGE

Sub-Factors	2018	2019	2020	2021	2022
Talent	62	62	57	56	53
Training & education	29	33	30	29	40
Scientific concentration	52	53	35	29	26

Talent	Rank	Training & education	Rank	Scientific concentration	Rank
Educational assessment PISA - Math	40	Employee training	51	Total expenditure on R&D (%)	45
International experience	34	▶ Total public expenditure on education	15	Total R&D personnel per capita	40
Foreign highly-skilled personnel	30	▶ Higher education achievement	11	Female researchers	27
Management of cities	32	Pupil-teacher ratio (tertiary education)	52	R&D productivity by publication	56
Digital/Technological skills	29	▷ Graduates in Sciences	60	▶ Scientific and technical employment	04
▷ Net flow of international students	60	Women with degrees	19	▶ High-tech patent grants	03
				Robots in Education and R&D	-

TECHNOLOGY

Sub-Factors	2018	2019	2020	2021	2022
Regulatory framework	51	56	47	47	50
Capital	60	60	52	54	54
Technological framework	49	48	52	52	49

Regulatory framework	Rank	Capital	Rank	Technological framework	Rank
Starting a business	28	IT & media stock market capitalization	36	Communications technology	27
▷ Enforcing contracts	58	Funding for technological development	48	▷ Mobile Broadband subscribers	57
▷ Immigration laws	60	Banking and financial services	45	Wireless broadband	44
Development & application of tech.	42	Country credit rating	54	Internet users	29
Scientific research legislation	46	Venture capital	57	Internet bandwidth speed	50
Intellectual property rights	38	Investment in Telecommunications	42	High-tech exports (%)	35

FUTURE READINESS

Sub-Factors	2018	2019	2020	2021	2022
Adaptive attitudes	45	34	28	27	36
Business agility	45	57	42	50	53
IT integration	46	38	29	33	29

Adaptive attitudes	Rank	Business agility	Rank	IT integration	Rank
▶ E-Participation	14	Opportunities and threats	54	E-Government	18
Internet retailing	-	World robots distribution	-	Public-private partnerships	42
Tablet possession	46	Agility of companies	54	Cyber security	36
Smartphone possession	-	Use of big data and analytics	48	Software piracy	34
Attitudes toward globalization	54	Knowledge transfer	44	Government cyber security capacity	30
		Entrepreneurial fear of failure	40	Privacy protection by law content	24