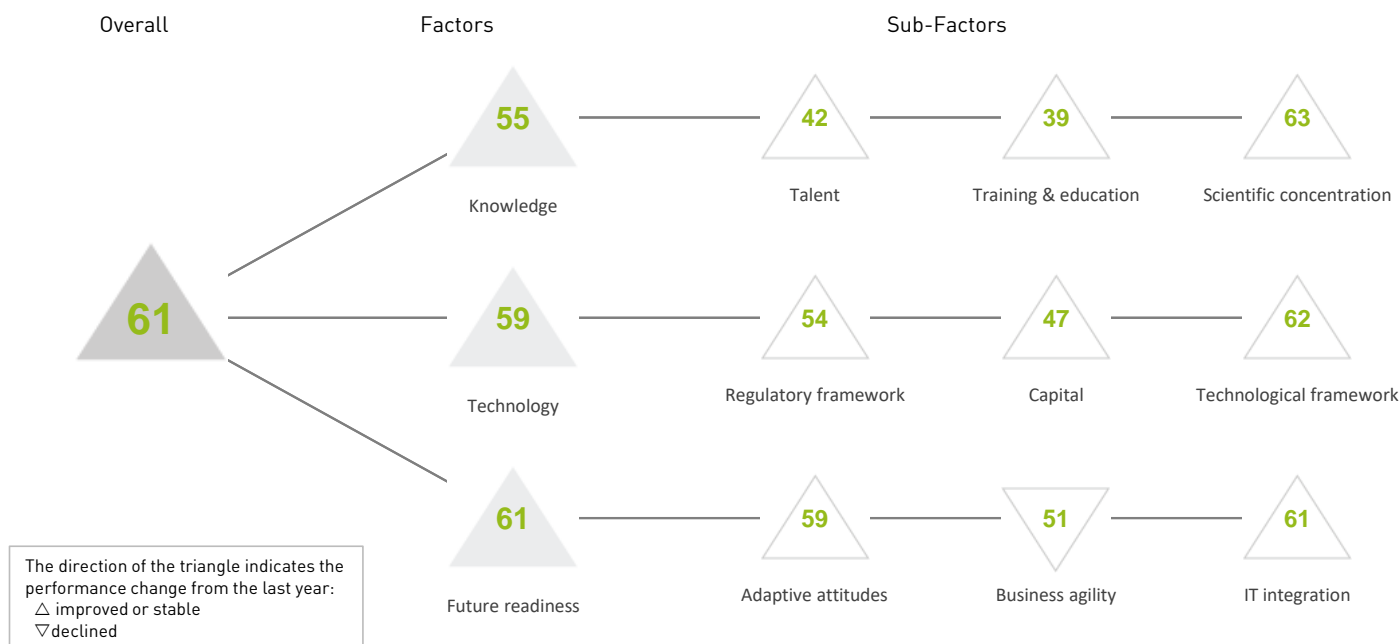


BOTSWANA


OVERALL PERFORMANCE (63 countries)



OVERALL & FACTORS - 5 years

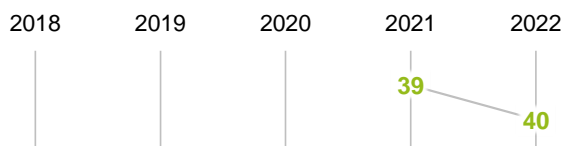
	2018	2019	2020	2021	2022
OVERALL	-	-	-	63	61
Knowledge	-	-	-	64	55
Technology	-	-	-	63	59
Future readiness	-	-	-	63	61

COMPETITIVENESS & DIGITAL RANKINGS




PEER GROUPS RANKINGS

EUROPE - MIDDLE EAST - AFRICA (40 countries)



POPULATIONS < 20 MILLION (36 countries)



BOTSWANA

▶ Overall Top Strengths

▷ Overall Top Weaknesses

KNOWLEDGE

Sub-Factors	2018	2019	2020	2021	2022
Talent	-	-	-	53	42
Training & education	-	-	-	48	39
Scientific concentration	-	-	-	63	63

Talent	Rank	Training & education	Rank	Scientific concentration	Rank
Educational assessment PISA - Math	-	Employee training	57	Total expenditure on R&D (%)	-
International experience	45	▶ Total public expenditure on education	01	Total R&D personnel per capita	-
▶ Foreign highly-skilled personnel	21	▷ Higher education achievement	61	Female researchers	-
Management of cities	49	Pupil-teacher ratio (tertiary education)	41	R&D productivity by publication	-
Digital/Technological skills	55	Graduates in Sciences	34	Scientific and technical employment	50
Net flow of international students	47	Women with degrees	-	High-tech patent grants	61
				Robots in Education and R&D	-

TECHNOLOGY

Sub-Factors	2018	2019	2020	2021	2022
Regulatory framework	-	-	-	63	54
Capital	-	-	-	56	47
Technological framework	-	-	-	64	62

Regulatory framework	Rank	Capital	Rank	Technological framework	Rank
Starting a business	61	IT & media stock market capitalization	-	Communications technology	53
Enforcing contracts	56	Funding for technological development	51	▷ Mobile Broadband subscribers	63
Immigration laws	45	Banking and financial services	50	Wireless broadband	49
Development & application of tech.	49	Country credit rating	39	▷ Internet users	62
Scientific research legislation	42	Venture capital	51	▷ Internet bandwidth speed	63
Intellectual property rights	50	Investment in Telecommunications	41	▷ High-tech exports (%)	62

FUTURE READINESS

Sub-Factors	2018	2019	2020	2021	2022
Adaptive attitudes	-	-	-	63	59
Business agility	-	-	-	46	51
IT integration	-	-	-	63	61

Adaptive attitudes	Rank	Business agility	Rank	IT integration	Rank
E-Participation	59	Opportunities and threats	61	E-Government	59
Internet retailing	-	World robots distribution	-	Public-private partnerships	44
Tablet possession	-	Agility of companies	60	Cyber security	51
▶ Smartphone possession	16	Use of big data and analytics	49	Software piracy	60
Attitudes toward globalization	55	Knowledge transfer	53	Government cyber security capacity	61
		Entrepreneurial fear of failure	-	▶ Privacy protection by law content	27