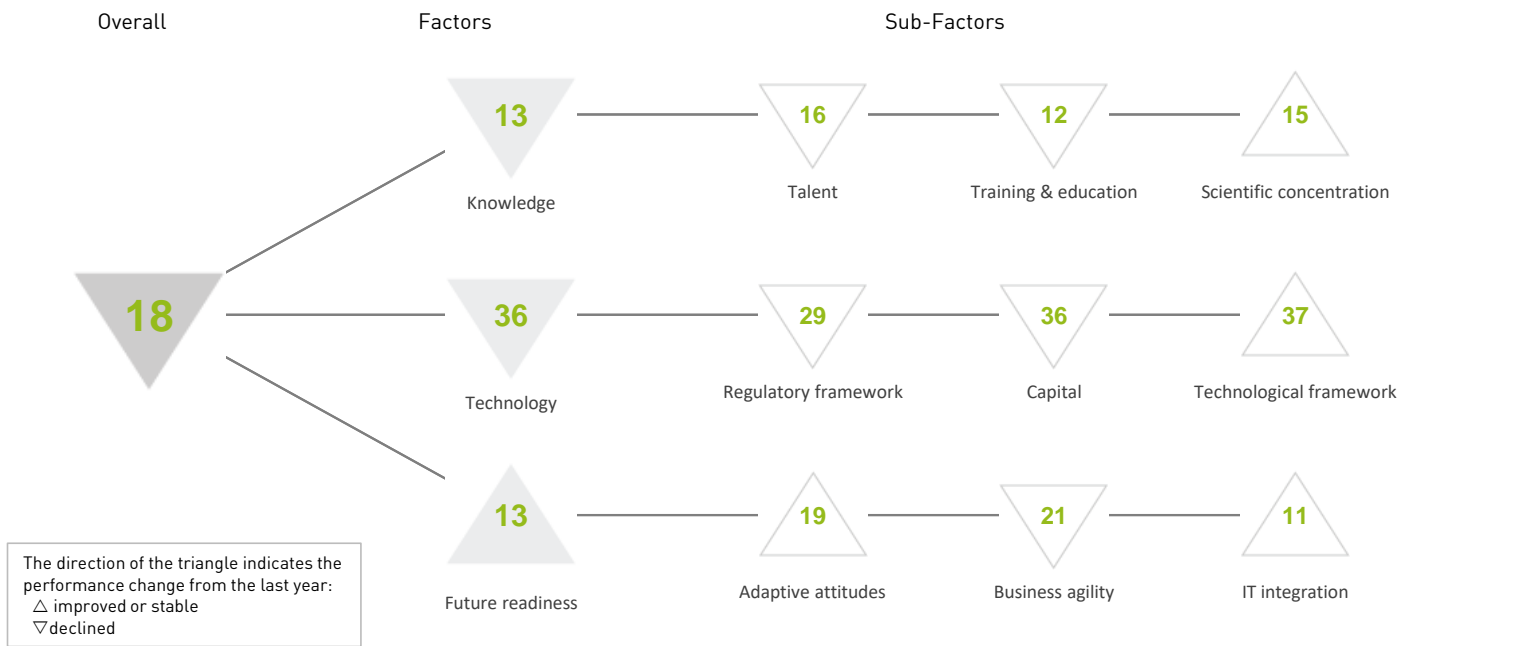


AUSTRIA

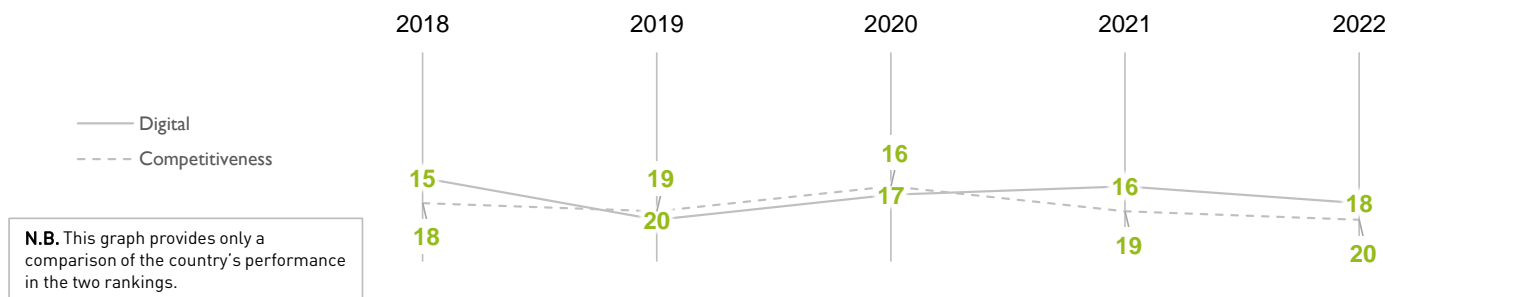
OVERALL PERFORMANCE (63 countries)



OVERALL & FACTORS - 5 years

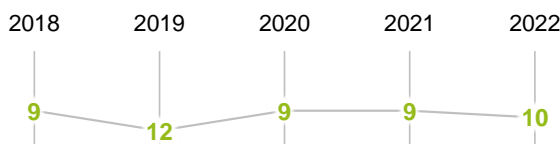
	2018	2019	2020	2021	2022
OVERALL	15	20	17	16	18
Knowledge	13	10	11	10	13
Technology	26	32	28	32	36
Future readiness	14	23	16	16	13

COMPETITIVENESS & DIGITAL RANKINGS



PEER GROUPS RANKINGS

EUROPE - MIDDLE EAST - AFRICA (40 countries)



POPULATIONS < 20 MILLION (36 countries)



AUSTRIA

▶ Overall Top Strengths

▷ Overall Top Weaknesses

KNOWLEDGE

Sub-Factors	2018	2019	2020	2021	2022
Talent	12	12	12	15	16
Training & education	07	08	12	05	12
Scientific concentration	18	14	14	15	15

Talent	Rank	Training & education	Rank	Scientific concentration	Rank
Educational assessment PISA - Math	22	▶ Employee training	03	Total expenditure on R&D (%)	08
International experience	28	Total public expenditure on education	29	Total R&D personnel per capita	09
Foreign highly-skilled personnel	22	Higher education achievement	37	Female researchers	43
Management of cities	10	▶ Pupil-teacher ratio (tertiary education)	02	▷ R&D productivity by publication	47
Digital/Technological skills	40	Graduates in Sciences	07	Scientific and technical employment	14
Net flow of international students	06	Women with degrees	37	High-tech patent grants	22
				Robots in Education and R&D	10

TECHNOLOGY

Sub-Factors	2018	2019	2020	2021	2022
Regulatory framework	24	25	24	26	29
Capital	38	34	30	32	36
Technological framework	21	31	33	38	37

Regulatory framework	Rank	Capital	Rank	Technological framework	Rank
▷ Starting a business	52	▷ IT & media stock market capitalization	47	Communications technology	24
Enforcing contracts	10	Funding for technological development	18	Mobile Broadband subscribers	33
▷ Immigration laws	52	Banking and financial services	22	Wireless broadband	32
Development & application of tech.	25	Country credit rating	12	Internet users	30
Scientific research legislation	14	Venture capital	39	Internet bandwidth speed	41
Intellectual property rights	08	▷ Investment in Telecommunications	53	High-tech exports (%)	34

FUTURE READINESS

Sub-Factors	2018	2019	2020	2021	2022
Adaptive attitudes	25	29	21	21	19
Business agility	05	25	21	18	21
IT integration	10	15	09	11	11

Adaptive attitudes	Rank	Business agility	Rank	IT integration	Rank
▶ E-Participation	06	Opportunities and threats	22	E-Government	15
Internet retailing	17	World robots distribution	23	Public-private partnerships	38
Tablet possession	18	Agility of companies	14	▶ Cyber security	04
Smartphone possession	15	Use of big data and analytics	44	▶ Software piracy	06
Attitudes toward globalization	43	Knowledge transfer	14	Government cyber security capacity	26
		Entrepreneurial fear of failure	10	Privacy protection by law content	16