

Berlin

SMART CITY RANKING

50

Out of 118



38 in 2020

SMART CITY RATING

BB

BBB in 2020

FACTOR RATINGS

BBB

STRUCTURES

BB

TECHNOLOGIES

GROUP

1

All ratings range from AAA to D

BACKGROUND INFORMATION

City

Population
3,670,000

(Eurostat)

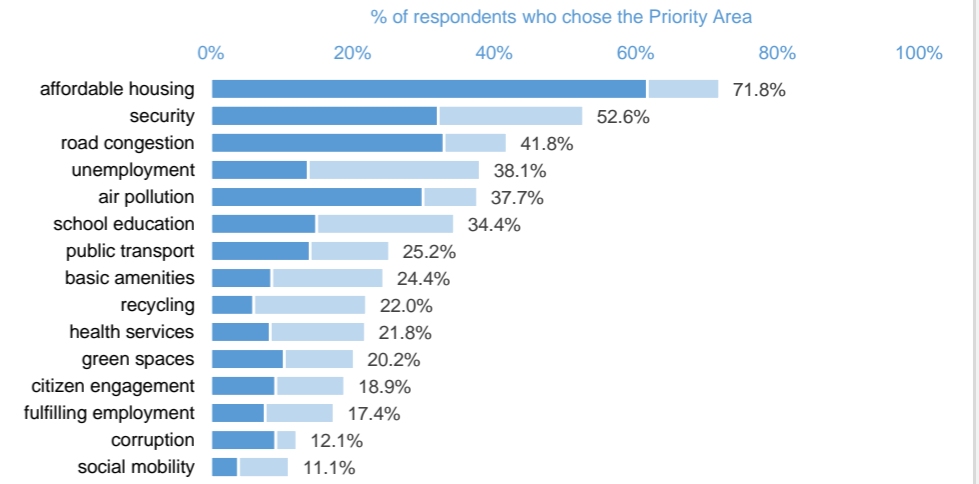


Country	2016	2017	2018	2019	1 yr change
HDI	0.936	0.938	0.939	0.947	+0.008
Life expectancy at Birth	80.9	81.0	81.2	81.3	+0.1
Expected years of schooling	17.1	17.1	17.1	17.0	-0.1
Mean years of schooling	14.1	14.1	14.1	14.2	+0.1
GNI per capita (PPP \$)	45,577	46,438	46,946	55,314	+8,368

PRIORITY AREAS

From a list of 15 indicators, survey respondents were asked to select 5 that they perceived as the most urgent for their city. This is the total bar. The higher the percentage of responses per area, the greater the priority for the city.

The left hand section of each bar shows the Alignment - the proportion of those respondents who also answered the corresponding survey questions low. A strong Alignment implies that these areas also demand priority attention.



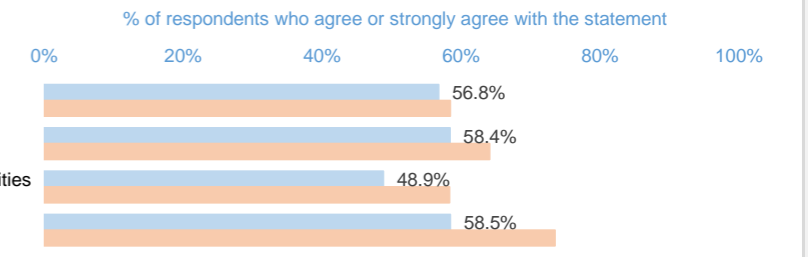
ATTITUDES

You are willing to concede personal data in order to improve traffic congestion

You are comfortable with face recognition technologies to lower crime

You feel the availability of online information has increased your trust in authorities

The proportion of your day-to-day payment transactions that are non-cash (% of transactions)



LEGEND: GROUP MEAN CITY

STRUCTURES

Health & Safety

Basic sanitation meets the needs of the poorest areas

Recycling services are satisfactory

Public safety is not a problem

Air pollution is not a problem

Medical services provision is satisfactory

Finding housing with rent equal to 30% or less of a monthly salary is not a problem

Mobility

Traffic congestion is not a problem

Public transport is satisfactory

Activities

Green spaces are satisfactory

Cultural activities (shows, bars, and museums) are satisfactory

Opportunities (Work & School)

Employment finding services are readily available

Most children have access to a good school

Lifelong learning opportunities are provided by local institutions

Businesses are creating new jobs

Minorities feel welcome

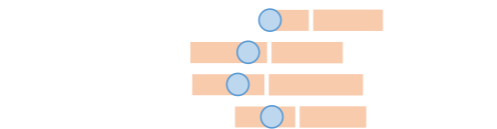
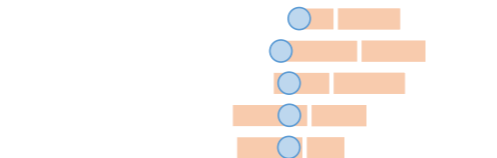
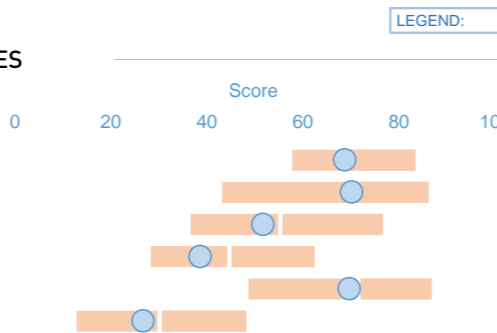
Governance

Information on local government decisions are easily accessible

Corruption of city officials is not an issue of concern

Residents contribute to decision making of local government

Residents provide feedback on local government projects



TECHNOLOGIES

Health & Safety

Online reporting of city maintenance problems provides a speedy solution

A website or App allows residents to easily give away unwanted items

Free public wifi has improved access to city services

CCTV cameras has made residents feel safer

A website or App allows residents to effectively monitor air pollution

Arranging medical appointments online has improved access

Mobility

Car-sharing Apps have reduced congestion

Apps that direct you to an available parking space have reduced journey time

Bicycle hiring has reduced congestion

Online scheduling and ticket sales has made public transport easier to use

The city provides information on traffic congestion through mobile phones

Activities

Online purchasing of tickets to shows and museums has made it easier to attend

Opportunities (Work & School)

Online access to job listings has made it easier to find work

IT skills are taught well in schools

Online services provided by the city has made it easier to start a new business

The current internet speed and reliability meet connectivity needs

Governance

Online public access to city finances has reduced corruption

Online voting has increased participation

An online platform where residents can propose ideas has improved city life

Processing Identification Documents online has reduced waiting times

