



Download and access the Canvas Student app

Walkthrough

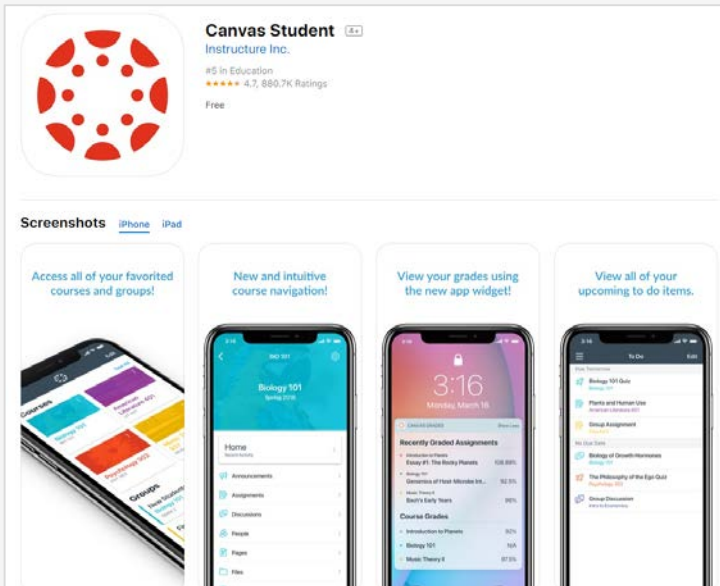




The **Canvas Student** app is a mobile companion that allows you to access your IMD Learning Materials on the go.

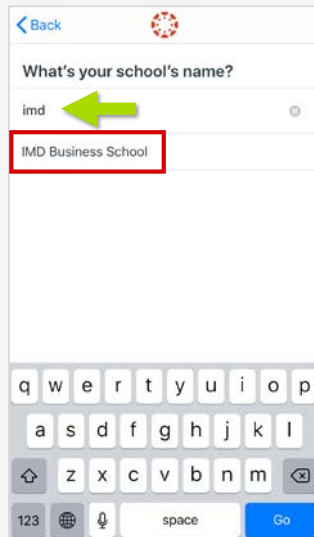

1

Download the **Canvas Student** app from your store



2

Once installed, open the app and press **Find my school**. Enter **"imd"** and select **IMD Business School**



2

You need to log in to your *MyIMD* account.
Enter your email address and click **Continue**.
Enter your password, check the option **Keep me signed in** and click **Log in**

The image displays two sequential screenshots of the MyIMD login interface. The first screenshot shows the login page with the email or username field filled with 'Firstname.Lastname@youre...' and the 'Continue' button highlighted. The second screenshot shows the same page with the password field filled with '.....', the 'Keep me signed in' checkbox checked, and the 'Log in' button highlighted with a red border. A blue arrow points to the 'Keep me signed in' checkbox with the text 'Check this option!', and a green arrow points to the 'Log in' button.

IMD
REAL LEARNING. REAL IMPACT

Welcome to IMD
Please log in to continue

Email or username
Firstname.Lastname@youre...

Continue

I don't have an account, [create one](#)

IMD
REAL LEARNING. REAL IMPACT

Welcome to IMD
Please log in to continue

Email or username
Firstname.Lastname@youreemail.com

Password
..... Show

[Forgotten your password?](#)

Keep me signed in

Log in

3

You can now access the Learning Materials for your Program



Need help?



For any question or issue you may have,
please contact the **IT Helpdesk**

- call us: +41 21 618 0789
- open a ticket: <https://support.imd.org>
- get online support: <https://help.imd.org>
- send an email: ITHelpdesk@imd.org

Opening hours (CET)
Mon-Fri: 8:00 – 18:00