

“How to find” guides

2009 edition

Analyst reports - Articles - Books - Cases studies -
Company information - Country information - Industry
information - Journals - Perspectives for Managers -
Working papers



Copyright: IMD, Information Center
January 2009

Table of contents

A. How to find analyst reports?	5
B. How to find articles?	6
C. How to find books?	7
D. How to find case studies?	8
E. How to find company information?	9
1. Analyst reports	9
2. Annual reports	9
3. Board members	10
4. Company profiles	10
5. Competitors	10
6. Directories	11
7. Features articles	12
8. Financial information	12
9. History	13
10. Mergers and acquisitions	13
11. News	13
12. Private companies	14
13. Rankings	14
14. Shareholders – Subsidiaries	14
F. How to find country information?	15
1. Competitiveness	15
2. Consumer lifestyles	15
3. Country profiles	16
4. Economy	16
5. Emerging countries	17
6. Import – export	18
7. Macroeconomic data	19
8. Maps	19
9. News	20
10. Politics	20
11. Selected websites	21
12. Specific industries	21
13. Statistics	22

G. How to find industry information?	23
1. Analyst reports	23
2. Feature articles	23
3. Financial ratios	23
4. Industry reports	24
5. News	25
6. Rankings and tables	26
7. Statistics	26
G. How to find journals?	27
I. How to find a Perspectives for Managers?	28
J. How to find a working paper?	29

A. How to find analyst reports?

Analyst reports are produced by investment banks and provide excellent overviews of companies and industries.

1. Companies

- [Thomson Research](#)

Enter the database and select the “**Research**” tab and then “**Company search**” tab on the horizontal menu.

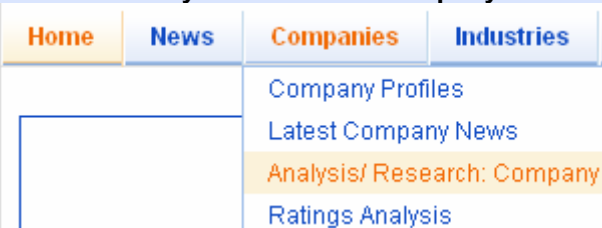


Enter the **name / ticker symbol** of the company. Select the company you are interested in, click on the “**Search button**” and you will obtain a list of analyst reports.

You can narrow your research by selecting the contributors, the regions, etc. You can also sort the list of analyst reports by dates, numbers of pages, etc

- [ISI Emerging Markets](#) for companies in Latin America, Central and Eastern Europe, Asia and Central Asia, Australia, Africa, and the Middle East.


Enter the database and select a **country**, choose the “**Companies**” tab on the horizontal menu, and then “**Analysis/Research: Company**” in the drop-down menu.




By default you will get all the reports. You can choose a specific company by selecting a company from the drop down menu found on the right hand-side of the screen. The companies are listed in alphabetical order.

2. Industries

- [Thomson Research](#)

Click on the  near the “**Industry**” field, enter the industry that you are interested in, and then click on the button find matches. Select the appropriate industry by placing a tick in the box, and then by clicking on the button include selected. By default the search will identify reports published within the last 90 days, unless you select a different date range. You do this by operating the drop down menu called report date. Choose the appropriate date and then click on search.

To select more than one report, tick the box next to those reports you are interested in, and click on the  icon.

B. How to find articles?

1. Looking for a specific journal?

Use our [Journals Finder](#) to locate the printed or electronic version of the journal in which the article you need is published.

Enter the title of the journal in the search window, or select the journal using the alphabetical list. If we have the journal in our printed or electronic collection, the name will appear in the list.

To access the journal click on the title of the database, you then have the option of selecting a specific issue or you can search within the journal by clicking on search within this publication.

2. Do you already have the author's name or the title of the article?

Search directly in our key article databases:

- [Proquest](#)
- [Business Source Complete](#)
- [Business Reference Suite](#)
- [Emerald](#)
- [Factiva](#)

3. Looking for IMD Faculty articles?

Printed versions are available for consultation at the Information Desk.

You'll find the bibliographical references in our [Catalogue](#).

4. If you still cannot find the article your need?

Request an article from another library through our [Interlibrary Loan](#) service.

5. Need to produce a bibliography or check some citations?

For bibliography with most cited references or written by authorities, use:

- [Social Sciences Citation Index](#)
- [Business Resource Complete](#)
- [Google Scholar](#)

C. How to find a book?

1. Want to know if we have a book in our collection?

- Search our [Catalogue](#).
- Check our list of [New acquisitions](#)

2. Want to see the latest IMD Faculty Publications?

Go to [Publications](#)
(<http://www.imd.ch/research/publications/>)

3. Found what you are looking for?

Borrow it from our collection, using our [Loan](#) service

4. Cannot find what you are looking for?

- Request a book from another library through our [Interlibrary Loan](#) service
- Order a book by using our online Order form accessible via our Intranet (service restricted to Faculty and staff)

5. Want to buy a book?

Buy IMD faculty books (service restricted to campus) at the Information Desk

6. Further tips

Search for bibliographical information on:

Google Scholar (http://scholar.google.com)	Simple way to search for scholarly literature
A9.com (http://www.a9.com/)	This search engine contains a book search section.
Swiss Libraries (http://www.switch.ch/libraries/)	Access the catalogues of all Swiss libraries.
European Business School Libraries directory (http://www.ebslg.org/public/List_of_members/default.htm)	Access the catalogue of the other Business Schools in Europe
British Library (http://www.bl.uk)	British National library catalogue
Library of Congress (http://www.loc.gov)	US National library catalogue

D. How to find case studies?

1. Interested in IMD cases?

Visit the IMD [case studies web page](http://www.imd.ch/research/publications/Case-Studies.cfm).
(<http://www.imd.ch/research/publications/Case-Studies.cfm>)

2. Look for other B-Schools cases?

Visit the European Case Clearing House (ECCH) website at: <http://www.ecch.com>

ECCH is dedicated to promoting the case method of learning.

In the ECCH case collection, you will get references to over 39,000 management cases, supplementary materials, teaching notes, videos, interactive CD-ROMs and journal article reprints. All users of the website can use the case search facility. The collection includes cases from all the major case producing schools worldwide and also the smaller collections of schools and individuals.

E. How to find company information?

1. Analyst reports

- [Thomson Research](#)

Enter the database and select the “**Research**” tab and then the “**Company search**” tab on the horizontal menu.

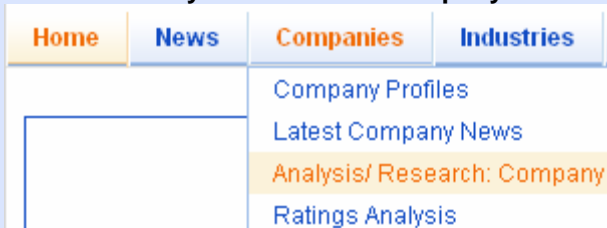


Enter the **name / ticker symbol** of the company. Select the company that you are interested in, and then click on the “**Search button**”.

You can narrow down your research by selecting a specific contributor, a region, etc. You can also sort the list of analyst reports by dates, numbers of pages, etc

- [ISI Emerging Markets](#) for companies in Latin America, Central and Eastern Europe, Asia and Central Asia, Australia, Africa, and the Middle East.

Enter the database and select a **country**, choose the “**Companies**” tab on the horizontal menu, and then “**Analysis/Research: Company**” in the drop-down menu.



By default you will get all the reports. You can choose a specific company by selecting a company from the drop down menu found on the right hand-side of the screen. The companies are listed in alphabetical order.

2. Annual reports

- [Thomson One Banker](#)

Enter the **name of the company** and then select go. Select the “**Filings**” tab on the left hand side menu and choose “**Filing list**”.



- The company website, under the section “Investor relations”

3. Board of members

- [Factiva](#), use the “Company/Markets tab and enter the name of the company
- [Datamonitor/Marketline](#), open a company profile and look at the section called key employees.
- Consult our book collection.

Selected book:

“International Directory of Company Histories”

(Call number: R1)

When you look for a company in the book International Directory of Company Histories, look at the **index** at the end of the latest volume. It contains the references of the entire collection.

The references of our book collection can be found in our [Catalogue](#).

- For a public company, you sometimes find the names of the current board members on the company website, often with a short biography. Check under the sections “Management” or “Investors relations”

4. Company profile

- [Datamonitor/Marketline](#)

First select the **companies tab**. Enter the **name of the company** in the search window or search the alphabetical listing. Choose you company and then open the profile.

- [Factiva](#)


You should use the **Companies/Markets** tab. Choose the **company** option and then enter the name of the company. Once your have identified your company, click on “**build a report**” and then select the type of report you want.

5. Competitors

- [Datamonitor/Marketline](#), you have about 10'000 company profiles, and for each of them you have a list of top competitors.






6. Directories


- [Amadeus](#), allows you to search by both company and by industry title within European countries.

Use the  to select for an industry by selecting an industry code.

- [ISI Emerging Markets](#), choose a country, choose the companies tab and list of companies by industry
- [Thomson One Banker](#), You can have a list of companies by using industry codes. Enter Thomson Research and then click on the link go to analytics on the top right hand-side of the screen.

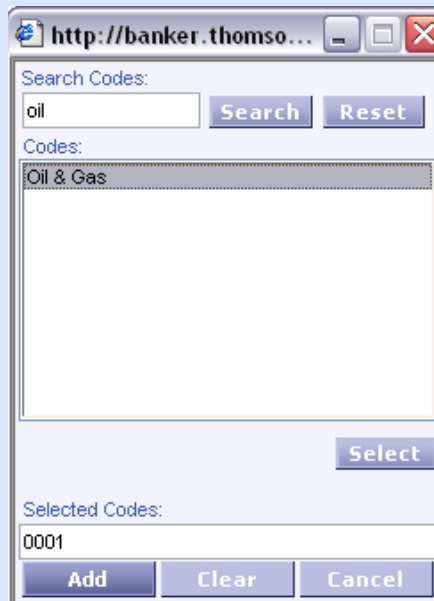
You can obtain a list of companies by making an industry code search.

Enter the “search for companies”     , in the “**Profile criteria : industry**

classification” choose a **classification** by clicking on the . Enter the **code** or the **industry name** in the search field and click on **Search**. Within the list, choose one or several criteria by double-clicking.

Finally click on the **Add button**.

Click on **Search** to get the list.



- Consult our book collection. Most of the directories are located in the Reference section.

Do an advanced search in our **catalogue**: companies and directories. Most of the directories are located in the Reference section

The references of our book collection can be found in our [Catalogue](#).

- On our website, go to the section “[Research Tools and Tips : Selected Websites](#)” and use the filters “Company directories”

7. Features articles

- [Business Source Complete](#)
- [Proquest](#)

In both Business Source Complete and Proquest, you should select only the **academic journals** (called **scholarly journals** in Proquest). If this does not give you an acceptable result, then you should widen your search to include all the publications.

- [Emerald](#)
- [Factiva](#)
- [Business Reference Suite](#)

In all cases, when your primary search provides you with too many articles you can always narrow it down by using the **advanced search option**. You can then select only the articles available in full text or only those identified as academic journals.

In Factiva, if you want to find the major articles, you should use the “**word count**” criteria within your research. Use the code “**wc>1000**” in the free text search, and you will get only the articles longer than 1000 words.

8. Financial information

- [Amadeus](#) for European companies
- [Thomson One Banker](#) for a worldwide research. Enter Thomson Research and then click on the link *go to analytics* on the top right hand-side of the screen.
- [Factiva](#)

Use the **Companies/Markets** tab. Search for a company, and then choose the **Financial Results**. The data is split into 4 categories: *balance sheet – cash flow – income statement – key ratios*.

- [Datastream](#), use it to get historical stock prices. This database is accessible at the Information Center only.

9. History

- [Factiva](#)
- [Datamonitor/Marketline](#)
- Consult our book collection.

Use our **catalogue** to run a search by company. All the books relating to a specific company are located in the basement and have the **call number 280**.

Selected book:

“International Directory of Company Histories”

(call number : R1)

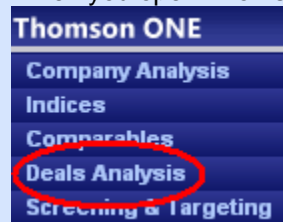
The references of our book collection can be found in our [Catalogue](#).

- Look at the company website

10. Mergers and acquisitions

- Deals option of [Thomson One Banker](#). Enter Thomson Research and then click on the link *go to analytics* on the top right hand-side of the screen.

When you open Thomson One Banker, choose the **“Deals”** tab on the left-hand side menu.



- [Factiva](#) gives you news about mergers and acquisitions. Combine a company search with the keyword “Acquisitions/Mergers/Takeovers in the subject field”

11. News

- [Factiva](#)
- [Proquest](#)
- [Business Source Complete](#)
- [Business Reference Suite](#)

Factiva contains some of the major international business newspapers as well as a number of important regional titles.


In Factiva, to narrow down your search, you can use symbols in the **“free-text”** box. For example *HD=Nestle* will give you only the articles with the word Nestle within the headline. You can find all the symbols by clicking on *“Custom”* next to the Search for free-text terms box.

Search for free-text terms in:

TIP: In the other databases use the **advanced search** to find more accurate results.

12. Private companies

- [Factiva](#) combining the company name with keywords

Finding financial information on a private company is almost impossible. By default Factiva will search in English only. It might be an idea to check the regional press. Many of the regional newspapers are available in their native language. It is therefore advisable to select the appropriate language in the  **Language** index.

- Consult our book collection

Selected book:

Ward's business directory of U.S. private and public companies
(Call number R3.1)

The references of our book collection can be found in our [Catalogue](#).

13. Rankings

- [Business Reference Suite](#), use the TableBase section
- [Datamonitor/Marketline](#), click on the Companies tab and use the link “View all the lists”

14. Shareholders - subsidiaries

- [Amadeus](#) for European companies
- [Thomson One Banker](#), Enter Thomson Research and then click on the link *go to analytics* on the top right hand-side of the screen. On the “Company” section, choose the “People” tab on the horizontal menu.
- [Business Monitor Online](#)

Select the “Company Intelligence” from the left hand side menu. Use the **Company intelligence** section and click on “**Top multinational networks**”.

STRATEGIC ANALYSIS

Top Multinational Networks

Top Multinational Networks brings together in one database fully researched data for multinational company subsidiary sites located across the emerging world, and allows for easy comparison with competitor sites

F. How to find country information?

1. Competitiveness

- A great source on competitiveness is the [IMD World Competitiveness Online](#).

Select  **Country Profiles** and then choose the country.

- Books available in the section (SR1 General - Statistics of the Information Center collection may also provide you with information on competitiveness).

Selected books:

- ***IMD World Competitiveness Yearbook***, ed. by Stéphane Garelli, Lausanne, International Institute for Management Development
- ***The Global Competitiveness Report***, ed. by Klaus Schwab, Michael E. Porter, Augusto Lopez-Carlos, Houndmills, Palgrave
- ***The Arab World Competitiveness Report***, ed. by Augusto Lopez-Claros, Klaus Schwab, World Economic Forum, Houndmills, Palgrave MacMillan

The references of our books can be found in our [Catalogue](#).

2. Consumers lifestyles

- Search [Global Market Information Database](#). It provides comprehensive information on consumer lifestyles.

Select the **CONSUMERS** tab on the top of the page and select “Leisure and lifestyles” on the left hand side menu.

- Books available in the section (SR1 General – of the Information Center collection may also provide you with information on competitiveness).


The references of our books can be found in our [Catalogue](#).

On the web:

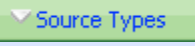
- [Prices and earnings around the globe : an international comparison of purchasing power / Union Bank of Switzerland, Zurich : Union Bank of Switzerland](#)

3. Country profiles

- Country overviews can be found in the “Key Facts” and “Overview” chapters of the [Datamonitor/Marketline](#) country profile.

Click on  **BROWSE ALL COUNTRIES INFORMATION** on the bottom of the page and then select the country. Open the “**Country Profile**”.

- Country reports can also be found in [Business Source Complete](#) and [Factiva](#). They are published by Economist Intelligence Unit (EIU)

In Business Source Complete choose the “**Geographical Term**” in the drop down menu. Then type in the **country** and **search**. Select “Country reports” from the  menu on the left hand side. Please note that the EIU reports have a six month embargo.

TIP: In [Factiva](#) you should browse the “Source” and select the “EIU”. Use the browse feature again to select the Region and then the country.

- Books available in the section (SR1 General - Statistics of the Information Center collection may also provide you with country related information)

***Pocket world in figures**, Economist, London: Profile Books*

The references of our books can be found in our [Catalogue](#).


On the web:

- [The World Fact Book](http://www.cia.gov/cia/publications/factbook/) (http://www.cia.gov/cia/publications/factbook/)
- [Country Profiles on BBC](http://news.bbc.co.uk/1/hi/country_profiles/default.stm) (http://news.bbc.co.uk/1/hi/country_profiles/default.stm)

4. Economy

- You can find economic data in [Business Monitor Online](#) and in the [Datamonitor/Marketline](#) country reports, where a chapter is dedicated to the “*Economy*” (Economic Performance, Major Trading Partners, Major Issues, and Prospects).

In [Business Monitor Online](#) select the **advanced search** tab on the top of the page. Under the section **ALERTS AND ANALYSIS** choose the country in the first drop down menu and select “**Economy**” in the second one.

In [Datamonitor/Marketline](#) click on  **BROWSE ALL COUNTRIES INFORMATION** on the bottom of the page and then select the country. Open the “**Country Profile**”.

- Books available in the section (SR2 Economy and Society - Statistics of the Information Center collection may also provide you with economic information)
 - **Atlaseco: Atlas Economique Mondia**, ed. by Dominique Thiébaud, Paris, ID Obs
 - **Economic Survey of Europe**, ed. by United Nations. Economic Commission for Europe, New York, United Nations.
 - **World Economic and Social Survey**, ed by the United Nations Conference on Trade and Development, New York, United Nations

The references of our books can be found in our [Catalogue](#).

On the web:

- [Key data statistics from the World Bank](http://web.worldbank.org/) (http://web.worldbank.org/)


5. Emerging countries

- [ISI Emerging Markets](#) is a great source of information for emerging countries.

Choose the country on the main page. Then you can either browse by type of information or launch a search in the Search box.

- Information on emerging countries can also be found in [Business Monitor Online](#) and in [Factiva](#).

In [Business Monitor Online](#) select the **advanced search** tab on the top of the page. Under the section **ALERTS AND ANALYSIS** choose the country in the first drop down menu and select “**Economy**” in the second one.

In [Factiva](#) browse the Region and then select [Emerging Market Countries](#) .

- Books available in the section (SR1 General - Statistics of the Information Center collection may also give you with information on emerging countries)

The references of our books can be found in our [Catalogue](#).

6. Import-export

- Data on import/export can be found in [Business Monitor Online](#) and in [Global Market Information Database](#).

In [Business Monitor Online](#) select the **advanced search** tab on the top of the page. Under the section **ALERTS AND ANALYSIS** choose the country in the first drop down menu and “*Macroeconomic Data*” in the second. Open up the Business forecast report PDF on the right hand side of the screen.

In [Global Market Information Database](#) select the country in the Select geography part of the search screen and then browse the Foreign trade in the Select category part and select Exports and Imports.

- Books available in the section (SR9 Trade - Statistics of the Information Centre collection may also provide you with information on import/export)

Direction of Trade Statistics Yearbook, ed. by International Monetary Fund, Washington, International Monetary Fund

International Trade Statistics Yearbook: Trade by Country, ed. by United Nations, 52nd ed., New York, United Nations

OECD Statistics on International Trade in Services: Detailed Tables by Partner Country, ed. by the Organisation for Economic Co-operation and Development, Eurostat, Paris, Organisation for Economic Co-operation and Development

World Trade Report, ed. by the World Trade Organization, Geneva, World Trade Organization, 2004.

The references of our books can be found in our [Catalogue](#).

On the web:

- [World Trade Organisation, Statistics](http://www.wto.org/english/res_e/statis_e/statis_e.htm) (http://www.wto.org/english/res_e/statis_e/statis_e.htm)

7. Macroeconomic data


- Macroeconomic data can be found in [Business Monitor Online](#) and in [Global Market Information Database](#).

In Global Market Information Database select the country in the Select geography part of the search screen and then browse the Economic indicators in the Select category part and select the indicators you are interested in.

In [Business Monitor Online](#) select the **advanced search** tab on the top of the page. Under the section **ALERTS AND ANALYSIS** choose the country in the first drop down menu and “**Macroeconomic Data**” in the second.

In [Global Market Information Database](#) select the **country** in the **Select geography** part of the search screen and then browse the **Economic indicators** in the **Select category** part and select the indicators you are interested in.

A chapter of the [Datamonitor/Marketline](#) country reports is dedicated to “**Macroeconomic Data**” (GDP, Population by Age and Gender, Consumer Price Index, Exchange Rate, and Employment).

Click on  on the bottom of the page and then select the country. Open the “**Country Profile**”.

- Books available in the section (SR2 Economy and Society of the Information Center collection may also provide you with information on macroeconomics)

***Economic survey of Europe**, ed by the United Nations. Economic Commission for Europe. - New York : United Nations*

***World economic outlook : globalization and external imbalances**, by the International Monetary Fund. -Washington : International Monetary Fund*

All the references of our books can be found in our [Catalogue](#).

On the web:


- [Penn World Data Graph Request Form](#)
(<http://www.bized.co.uk/dataserv/pennndata/graphs/index.htm>)

8. Maps

- Books available in the sections (SR2 Economic and Society – Statistics and R8 Atlases and Travel information of the Information Centre will provide you with a collection of maps.
 - ***Atlaseco: Atlas Economique Mondial**, ed. by Dominique Thiébaud, Paris, ID Obs*
 - ***Encyclopaedia Britannica: World atlas**, by the Encyclopaedia Britannica, Chicago, Encyclopaedia Britannica*
 - ***Euro Travel Guide: the Swiss Guide Presenting Europe, 45 countries**, ed. by Minerva, Lausanne, Minerva Travel Group*

All the references of our books can be found in our [Catalogue](#)

You can also find maps in the [Datamonitor/Marketline](#) country reports.

Click on  on the bottom of the page and then select the country. Open the “Country Profile”.

- Click on “Maps & Illustrations” section of the [Oxford Reference Online](#).

On the web:

- [Reference maps](http://www.odci.gov/cia/publications/factbook/docs/refmaps.html) (http://www.odci.gov/cia/publications/factbook/docs/refmaps.html)

9. News

- [Factiva](#) includes major business titles like the (*Financial Times* or the *International Herald Tribune*), regional titles (*Le Monde*, *Le Temps*, the *New York Times*, and more) and the latest news from news agencies/wires.
- If you can not find anything in [Factiva](#), then you can try the other databases ([Business Reference Suite](#), [Business Source Complete](#) and [Proquest](#)).

In [Factiva](#), browse the **region** and select the **country**. To narrow down your search, you can use symbols in the “free-text” box. For example **HD=Sweden** will give you only those articles with the word Sweden in the Headline. You can find all the symbols by clicking on “**Custom**” next to the Search for free-text terms box.

Search for free-text terms in:




TIP: In the other 3 databases use the advanced search to find more accurate results.

10. Politics


- Political information can be found in [Business Monitor Online](#) and in the EIU Economist Intelligence Unit reports that are provided by [Factiva](#).

In [Business Monitor Online](#), select the **Country risk** section on the left menu. Then on the top of the page, select a country in the geographical drop down menu.

Then, click on “Political risks”.

On the search screen of [Factiva](#) browse the **Source** and search for EIU. Browse the **Region**, and select the country. Use the browse feature again and search for politics. Highlight Political/General News , Politics/International Relations  or Domestic Politics .

- A chapter of the [Datamonitor/Marketline](#) country report is dedicated to the “*Politics and Government*” (Summary, Elections and Government Make-up, Policy and Business, and External Relations).

Click on  on the bottom of the page and then select the country. Open the “**Country Profile**”.

- Books available in the section (R6 Encyclopedias of the Information Centre collection may also give you information on politics)

Britannica Book of the Year, ed. by Karen Jacobs Sparks, Chicago, Encyclopaedia Britannica


The references of our books can be found in our [Catalogue](#).


11. Selected websites

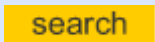
Go to our [Selected website filter](#), it will help you identify useful links relating to a specific country.

12. Specific industries

- Reports on specific industries can be found by country in [Datamonitor/Marketline](#), [Global Market Information Database](#), [Intel](#), and [Business Monitor Online](#).

Click on  on the bottom of the page and then select the country. Click on “Industries” in the left hand side menu.

On [Global Market Information Database](#) select the  tab on the top of the page and select the appropriate region. Select the country in the right hand side menu and then choose the industry report.

Click the  tab on the top of the page of Intel. Select your “**Category**” and the “**Country**” on the right hand side.

In [Business Monitor Online](#) select the **advanced search** tab on the top of the page. Under the section **ALERTS AND ANALYSIS** choose the country in the first drop down menu and “**Macroeconomic Data**” in the second.

13. Statistics

- Statistics can be found in [Global Market Information Database](#) and also in the [IMD World Competitiveness Online](#).

In [Global Market Information Database](#) select the **Text Search** from the search tab on the top of the page. Tick **Statistics** and enter your search criteria.

In [IMD World Competitiveness Online](#) select the **>> Criteria** on the left hand side and then choose the area.

- For statistics relating to emerging countries you can also consult [ISI Emerging Markets](#).

Select the country in the list provided. Under the tab **Macroeconomics** you will find different types of data.

- Books available in the sections (SR1 to SR11 International Statistics of the Information Center collection may also provide you with statistics)

The references of our books can be found in our [Catalogue](#).

On the web:



- [The Unicef website](http://www.unicef.org/infobycountry/) (http://www.unicef.org/infobycountry/)
- [United Nations Statistics Division presents economic, demographic and social statistics](http://unstats.un.org/unsd/economic_main.htm) (http://unstats.un.org/unsd/economic_main.htm)

G. How to find industry information?

1. Analyst reports

Analyst reports are produced by investment banks and provide excellent overviews on industry.

- Go to [Thomson Research](#)

Click on the  near the “**Industry**” field and enter the industry you are interested in. Select **find matches**, and then click alongside the industry of your choice. To confirm your choice click on **include selected** and then launch the search. To select more than one report, tick the box next to those reports you are interested in, and click on the  icon.

2. Features articles

- Search [Business Source Complete](#) and [Proquest](#).

Both offer a significant range of journals and they should provide you with a number of interesting articles

In both [Business Source Complete](#) and [Proquest](#), you should select only the **academic journals** (called **scholarly journals** in Proquest). If this does not give you an acceptable result, then you should consider widening your search to include all the publications.

- Check in [Emerald](#) and [Business Reference Suite](#).

In [Emerald](#), you will also find some case studies and research papers.

- Finally try [Factiva](#).

If your primary search produces too many articles you can always narrow it down by using the advanced search option.

In [Factiva](#), if you want to find the major articles, you should use the “**word count**” criteria within your research. Use the code “wc>1000” in the free text search, and you will get only the articles longer than 1000 words.

3. Financial ratios

- Go to our Reference books section

Almanac of business and industrial financial ratios / Leo Troy, Wiesbaden : CCH Europe, (Call no: SR9)

4. Industry reports

- Go to our [database filter](#), select "industry information", "industry reports", and then choose the industry you want.

Databases providing industry reports are:

- [Business Insights](#)
Provides you with reports on the following industries: Energy, Consumer goods, Finance, Healthcare, Technology

You have two ways to search [Business Insights](#):

- either use the box on the left frame:



- or click on the industry specific homepage which will direct you to a list of reports:

[List reports by industry](#)

- [Business Source Complete](#)

In "Advanced Search" click on "Industry Profile" under "Publication Type." You can then retrieve a variety of excellent industry reports by entering the name of an industry into the search box.

- [Global Market Information Database](#)

You will find mainly reports on consumer goods.

In [Global Market Information Database](#) select the [INDUSTRIES](#) tab on the top of the page and select the industry reports. You can also use the [Text Search](#) tab to make a search within the title of a report.

- [Mintel](#)

You will find mainly reports on the consumer goods industry, although there is also a specific section on the travel and leisure industry

In [Mintel](#) you should use the quick search option, on the right side, and combine several keywords, or you can click on a particular "subscription" listed on the homepage (like [Food and Drink](#)). You can also select the [search](#) tab to open the advanced search window.

- [Forrester](#) and [Gartner](#) provides industry information from the perspective of Technology

[Forrester](#) requires you to register and to create your own username and password. You register from either the intranet (for IMD staff) or program portal (participants attending a program). After registration you access the service by going to www.forrester.com and entering your login details.

[Gartner](#) can only be accessed from the Information Center.

- [Datamonitor/Marketline](#), [Freedonia](#), [Frost.com](#) and [ISI Emerging Markets](#) (focuses on new market places like India, Africa or the Middle East)

In [Datamonitor/Marketline](#), select the Industries tab on the top of the page and choose the industry.

In [Freedonia](#) click on “Browse” on the left hand side and then select the industry.

In [Frost](#) go to the “Advanced Search” and select “Browse Categories”. Equally you can simply enter a keyword search, and also use the filters provided to create a more focused search.

In [ISI Emerging Markets](#) you will have to choose a country or a region first, and then select the **Industries** tab. Next you should select industry research; you will then have to indicate your industry choice from a drop down menu. As a default you will find references in both English and in the local language of the country that you have chosen.

On the web:

- [EUROSTAT](http://europa.eu.int/comm/enterprise/sectors_en.htm) (http://europa.eu.int/comm/enterprise/sectors_en.htm)
- [FT industry survey](http://news.ft.com/ftreports) (<http://news.ft.com/ftreports>)
- [WetFeet.com industry guides](http://www.wetfeet.com/Careers---Industries.aspx) (<http://www.wetfeet.com/Careers---Industries.aspx>)
- [Yahoo Finance - Industry Center](http://biz.yahoo.com/ic/) (<http://biz.yahoo.com/ic/>)
- [Valuations Resources.com](http://valuationresources.com/IndustryReport.htm) (<http://valuationresources.com/IndustryReport.htm>)

5. News

- Search in [Factiva](#)

This database provides access to:

- major business titles (*The Financial Times* or *The International Herald Tribune*)
- regional titles (*Le Monde*, *Le Temps*, *the New York Times*, and more)
- and the latest news from news agencies/wires.

In [Factiva](#), to narrow down your search, you can use different symbols in the “free-text” box. For example **HD=Pharmaceutical** will give you only those articles with the word Pharmaceutical in the Headline. You can find a list of all the symbols by clicking on “Custom” next to the Search for free-text terms box.

Search for free-text terms in:

- [Business Reference Suite](#), [Business Source Complete](#) and [Proquest](#)

Use the advanced search feature to find more accurate results

On the web:

- [Yahoo Finance](#) <http://biz.yahoo.com/industry/>

6. Rankings and tables

- You'll find rankings and tables in [Business Reference Suite](#)

Tick the **TableBase** tab on the search screen. Type your keywords in the search field, and do not forget to separate them by "**AND**" or "**OR**".

On the web:

- [Forbes](#) <http://www.forbes.com/lists/>

Go to our [Selected website filter](#), it will help you identify useful links relating to a specific industry.

7. Statistics

- Go to [Global Market Information Database](#) for statistics on consumer goods and consumer lifestyles.

In [Global Market Information Database](#) select the **Text Search** from the search tab on the top of the page. Tick **Statistics** and enter your search criteria.

- [ISI Emerging Markets](#) for statistics relating to emerging countries.

Select the country in the list provided. Under the tab **Macroeconomics** you will find different types of data.

On the web:

- Swiss Federal Statistical Office <http://www.bfs.admin.ch/bfs/portal/en/index.html>

H. How to find journals?

1. Looking for a specific journal?

Use our [Journals Finder](#) to locate the printed or electronic version of a journal.

You can find journals and articles in the following databases:

- [Business Reference Suite](#)
- [Business Source Complete](#)
- [Emerald](#)
- [Factiva](#)
- [Proquest](#)

2. Search for journals relating to a specific topic?

- [Business Source Complete](#)
Select the “Publications” tab in the horizontal menu. Enter a topic in the “Publications browse” box and click in “By subject and description”.
- [Factiva](#)
Select the “Source” menu. In the “Select source category” drop down menu choose “Publications – by industry”.
You will get a list of industries and by clicking on the + sign you will get the name of the journals related to this industry.

3. Search for a specific article?

See section on How to find an article

I. How to find perspectives for managers?

IMD Perspectives for Managers reports the results of IMD faculty research on state-of-the-art management practice across the whole spectrum of business functions:

New ideas and original thinking / Best-practice models from leading companies / Responding effectively to today's business challenges

Search our [Catalogue](#).

1. Go to Documents – Advanced search.
2. Choose from within the drop down menu the term Periodical and key “perspectives for managers”. Enter other criteria (title, author...) if you know them.
3. Click on the title of the document that you require. You will find the full bibliographic references
4. Below the abstract, you will find a [Full Text](#) link, which will give you full access to the perspectives for managers.

or

Go to the [Perspectives for Managers web page](#).
(<http://www.imd.ch/research/publications/pfm.cfm>)

J. How to find a working paper?

1. Looking for an IMD working paper?

Search our [Catalogue](#) to locate a working paper from our collection.

Enter the Advanced search and choose “working paper” as document type and select “IMD” as publisher.

The IMD working papers are located on the first floor of the Information Center.

2. Interested in obtaining an IMD working paper?

Go to [Publications - Working papers](#)

(<http://www.imd.ch/research/publications/working-papers.cfm>)

3. Interested in the working papers of other B-schools which are available in the Information Center?

B-schools	In our catalogue	Availability
INSEAD	Choose “working paper” as document type and “Insead” as publisher	From 2001, only available electronically and directly from our catalogue
Groupe HEC	Choose “working paper” as document type and “HEC” as publisher	From 2001, available either on paper or electronically directly from our Catalogue.
E. M. Lyon	Choose “working paper” as document type and “E.M. Lyon” as publisher	From 2004 only available electronically and directly from our catalogue
Strathclyde Graduate Business School	Choose “working paper” as document type and “Strathclyde” as publisher	Available in paper only
Université de Lausanne. Ecole des Hautes Etudes Commerciales. Département d’Econométrie et d’Economie Politique	Choose “working paper” as document type and “DEEP” as publisher	From 2001, only available electronically.

4. Interested in other working papers available electronically on the Internet?

European Business Schools Librarians’ Group

<http://ebslgwp.hhs.se/>

Access the working papers from some of the major European Business Schools

EconPapers

<http://econpapers.repec.org/>

Access the RePEc (Research Papers in Economics), the world's largest collection of on-line economic working papers, journal articles, and software.

International Monetary Fund Working Papers Access the IMF working paper collection

<http://www.imf.org/external/pubind.htm>

OECD Economics Working Papers Access the OECD's working paper collection.

http://www.oecd.org/findDocument/0,3354,en_2649_201185_1_119684_1_1_1,00.html

