



Datastream

Overview

Datastream provides current and historical financial statistics. It covers historical U.S. and international stock index data, exchange rates, interest rates, warrant and commodity data, economic data, bonds, equities, company accounts.

Types of information

- **Company Information** (Financial information)

A. Getting started

1. On Campus : This database can only be accessed from the **Information Center**.
2. You do not have access to Datastream from your program portal, the Intranet or the Online Databases section in the Info Center homepage.
3. Please ask the person at the Infodesk to log you on to Datastream.

B. Searching

The **Advance** interface is illustrated below. This window allows the user to select the series that they are interested in, followed by the format that the data is to be displayed in. Further adjustments can be made by altering the particular type of data viewed as well as the start and end dates. The button executes the request.

The screenshot shows the Datastream Advance software interface. The main window is titled 'Datastream Advance Version 4.0 SP3'. The interface includes a menu bar (File, Edit, View, Tools, Help), a toolbar, and a central area for data visualization. On the right side, there is a 'Request Tabs' section with a list of data series including 'Overview of Company Performance - 101A', 'I/B/E/S Forecast Overview - IBES', 'I/B/E/S EPS Growth Data - IBES', 'I/B/E/S Momentum Data - IBES', 'I/B/E/S Stock Valuation Data - IBES', 'I/B/E/S Analyst Sponsorship Data - IBES', 'I/B/E/S Analyst Agreement Data - IBES', 'I/B/E/S Median Data - IBES', 'Thomson Markets - TM_1', 'FCA - Detail Forecast - FCA_1', and 'FCA - Brokers Research - FCA_1'. Below this list is a 'Favourites' section and a 'Run Now' button. The bottom section of the interface contains search and display options: 'Category: Equities', 'Search by: Name that Starts With', 'Series: [empty]', 'Expert Entry' checkbox, 'Recent Series' button, 'Time Period' (From: -3Y To: 0D), 'Currency Selector' (Local Currency), and 'Details of the selected series and data'. Callouts point to these various elements, explaining their functions.

Request Tabs- Select how to display the data e.g. Overview, Charts

RUN NOW to execute the Request

Start/ End Dates

Currency Selector

Details of the selected series and data

Output Window

Data category


Use the Navigator to choose series and type of data

- Equities ▾
- Criteria
- NAME
- DS MNEMONIC
- DS CODE
- MARKET
- BASE DATE
- Equity indices
- Constituent lists
- Unit trusts
- Investment trusts
- Bonds & convertibles
- Bond indices
- Warrants
- Economics
- Exchange rates
- Interest rates
- Futures
- Options
- Commodities

Select SEARCH to retrieve your results

UCI UCTS Drilldown Help Browse

Links to find- UCI - User Created Indices UCTS - User Created Time Series Drilldown and Help Browse offer a logical search

To select another series category to search through hover over the  button

Enter as many criteria as you require. To carry out a wildcard search change the Starts With" option to "Contains"

[Reset All Criteria](#)

Search Operators


Where more than one value is entered for the following fields...

- NAME
- DS MNEMONIC
- DS CODE
- BASE DATE
- SEDOL
- ISIN
- LOCAL CODE
- IBES TICKER

you can choose to show results that match all criteria (AND) or any criteria (OR).

Use AND S


Use OR Se

Use the  button to view options specific to selected criteria

Equities > Exchange

find Exchange that Contains

A	B	C	D	E	F	G	H	I	J	K	L
Abidian											ABJ
Alberta											ALB
American											ASE
Amman											AMM
Amsterdam											AMS
Amsterdam Unlisted											XAO
Antwerp											ANT
Athens											ATH
Australian											ASX

 If needed the Thomson Help Desk will be happy answer your requests. Please don't hesitate to call : 044 225 1838